


ClassPad 300 PLUS

ClassPad OS Version 2.20

















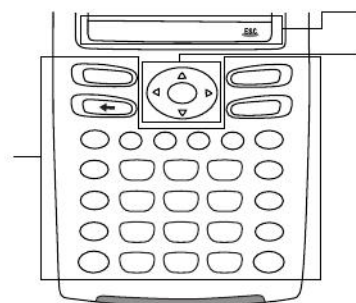












ESC



▼ Edit Type GMem ◆

Sheet1 | Sheet2 | Sheet3

y1: $\frac{1}{3} \cdot x^2 - 2$

y2: 0

y3: 0

y4: 0

y5: 0

y6: 0

y7: 0

imth abc cat 2D

π	0	i	00	<	>	s	⇒	x	y	z	f	←
log	ln	f		7	8	9	^	=				
x ²	e ^x	x ⁻¹		4	5	6	x	÷				
<	>	x		1	2	3	+	-				
[]	<-		0	.	E	ans					

TRIG CALC OPTN VAR EXE

Rad Cplx

▼ Edit Type GMem ◆

- Settings
- Keyboard
- Graph Editor
- Graph Table
- List Editor
- Main
- Close



▼ Edit Type GMem ◆

- Settings
- Keyboard
- Graph Editor
- Graph Table
- List Editor
- Main
- Close

▼ Analysis ◆


- Trace
- Sketch
- G-Solve
- Modify


▼ Edit Zoom Analysis ◆

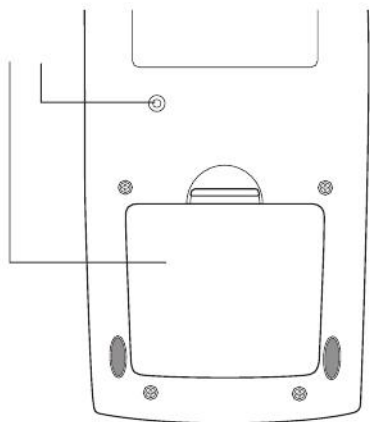
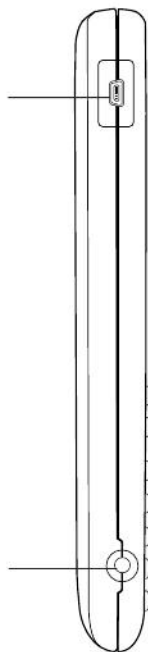
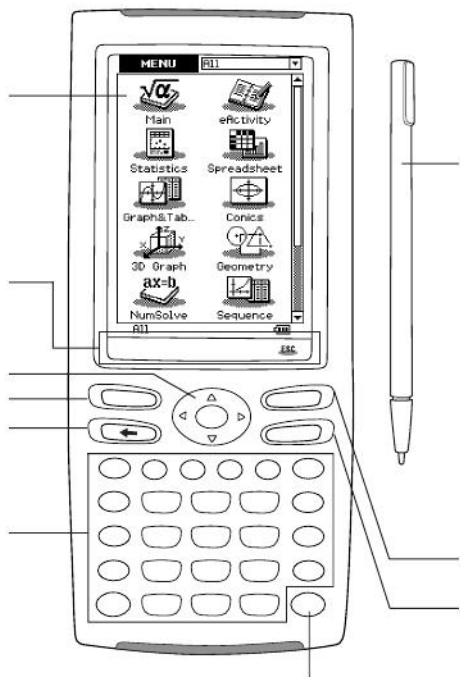
- Cls
- Plot
- Line
- Text
- Tangent
- Normal
- Inverse
- Circle
- Vertical
- Horizontal

▼ Edit Zoom Analysis ◆

- Cls
- Plot
- Line
- Text
- Tange
- Normal
- Inverse
- Circle
- Vertical
- Horizontal




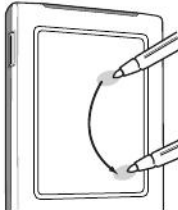
























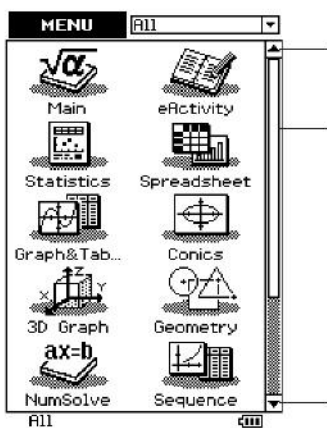
		
		









	 Main	
	 eActivity	
	 Statistics	
	 Spreadsheet	
	 Graph&Tab...	
	 Sequence	
	 Conics	
	 3D Graph	
	 Geometry	
	 NumSolve	
	 Presentati...	
	 Program	
	 Communica...	
	 System	









▼ Edit Action Interactive

0.5 | /dx... | a=... | V1...
 ↵ | /dx... | b=... | V2... ▶

π	θ	∫	∞	<	>	∫	∫	∫	∫	∫	∫
log	ln	f		7	8	9	^	=			
x ²	e ^x	x ⁻¹		4	5	6	x	+			
<	>	x		1	2	3	+	-			
[]	(-)		0	.	E	ans				
TRIG	CALC	OPTN	VAR	EXE							

Alg Standard Cplx Rad

▼ Edit Zoom Analysis ◀

f(x,y) ▶

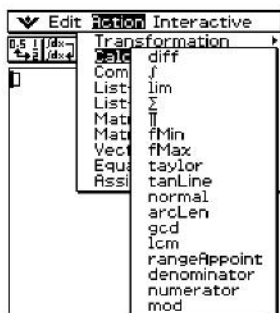
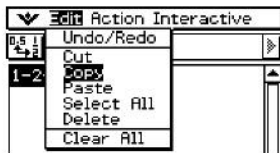
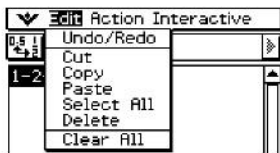
Conics Equation:

$$\frac{(x-1)^2}{3^2} + \frac{(y+1)^2}{2^2} = 1$$

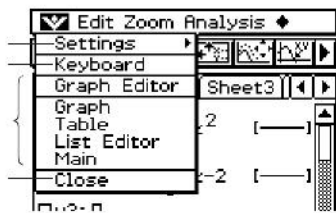
Rad Cplx

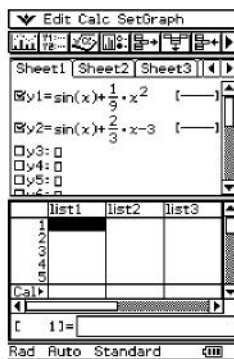
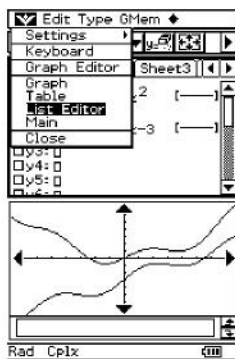
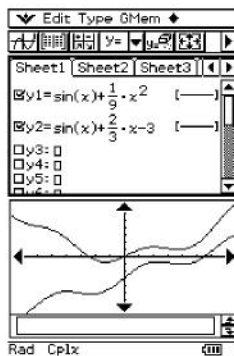
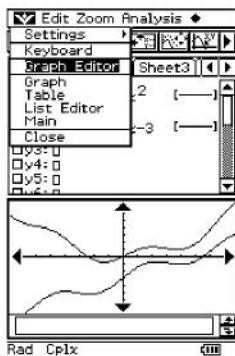
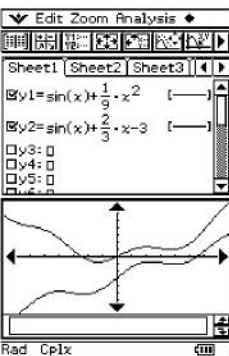


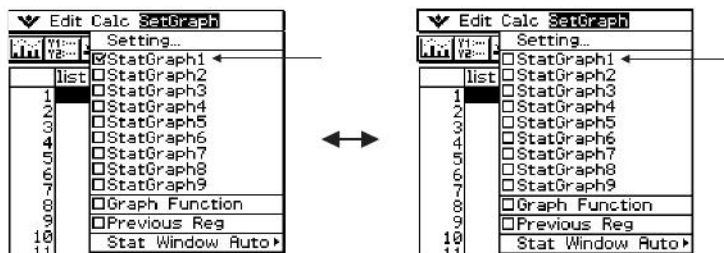
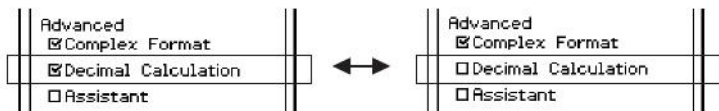
Edit Action Interactive					
0 5 1	fdx	a...	V1...		↔
↔	fdx	b...	V2...	▼	
□					▲

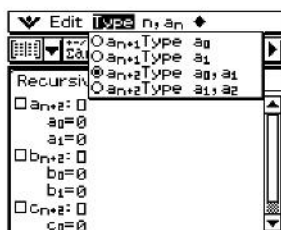
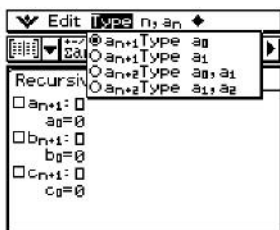


lim()











Swap
[]
[]



▼ Edit Type GMem ◆

$y =$ ▼ $y =$

Sheet1 Sheet2 Sheet3

y1:

$y =$ ▼ $y =$

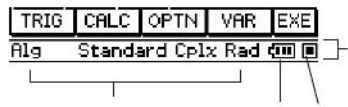
$y =$	$x \neq$	
$y \neq$	$x =$	
$y >$	$x >$	
$y <$	$x <$	
$y \geq$	$x \geq$	
$y \leq$	$x \leq$	
$y \leq$	$x \leq$	

$y =$ ▼ $y =$

↕

$a =$
 $b =$

$a =$
 $b =$

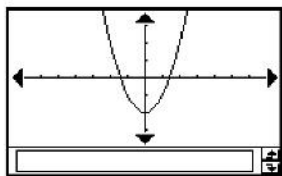
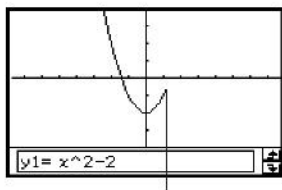


-
-
-
-





□





▼ Edit Calc SetGraph

	list1	list2	list3
1	138	17	
2	168	45	
3	155	33	
4	154	18	
5	168	14	

Cal▶

[1] = 1

Rad Auto Standard



▼ Edit Calc SetGraph

	list1	list2	list3
1	138	17	
2	168	45	
3	155	33	
4	154	18	
5	168	14	

Cal▶

[1] = 1

math	abc	cat	2D	X	Y	Z
π	θ	ω	$\langle \rangle$	\cdot	\div	$\frac{\square}{\square}$
log	ln	f	7	8	9	\wedge =
x^2	e^x	x^{-1}	4	5	6	\times +
$\langle \rangle$	x	1	2	3		+ -
[]	<->	0	.	e	ans	
TRIG	CALC	OPTN	VAR	EXE		

Rad Auto Standard



mth	abc	cat	2D	X	↵	↩			
π	θ	i	\emptyset	$\langle \rangle$	\Rightarrow	\times	$\sqrt{}$	\int	\leftarrow
log	ln	f		7	8	9	^	=	
x^2	e^x	x^{-1}		4	5	6	\times	\div	
\langle	\rangle	$ x $		1	2	3	+	-	
[]	$\langle - \rangle$		\emptyset	.	e	ans		
TRIG	CALC	OPTN	VAR	EXE					

mth	abc	cat	2D	X	↵	↩					
1	2	3	4	5	6	7	8	9	0	\leftarrow	
q	w	e	r	t	y	u	i	o	p	-	
%	a	s	d	f	g	h	j	k	l	;	\
\uparrow	z	x	c	v	b	n	m	.	/		
$\alpha\beta\gamma$	MATH	SPACE	SMBL	EXE							

mth	abc	cat	2D	X	↵	↩						
abs(
absExpand(
andConnect(
angle(
approx(
arcLen(
arg(
Form												
Func												
INPUT												
EXE												
\leftarrow	A	B	C	D	E	F	G	H	I	J	K	\rightarrow

mth	abc	cat	2D	X	↵	↩			
π	θ	i	\emptyset	$\langle \rangle$	\Rightarrow	\times	$\sqrt{}$	\int	\leftarrow
$\frac{\square}{\square}$	$\sqrt{\square}$	$\sqrt[\square]{\square}$		7	8	9	^	=	
x^{\square}	e^{\square}	$\log_{\square}\square$		4	5	6	\times	\div	
\square	$\langle \rangle$	{list}		1	2	3	+	-	
\square				\emptyset	.	e	ans		
				VAR	EXE				



mth	abc	cat	2D	☒	↶	↷
π	θ	$\frac{\square}{\square}$	$\langle \rangle$	$\frac{\square}{\square}$	$\frac{\square}{\square}$	$\frac{\square}{\square}$
log	ln	f	7	8	9	\wedge =
x^2	e^{x^2}	x^{-1}	4	5	6	$\times \div$
\langle	\rangle	$ x $	1	2	3	$+ -$
[]	$\langle - \rangle$	0	.	E	ans
TRIG	CALC	OPTN	VAR	EXE		



mth	abc	cat	2D	☒	↶	↷
π	θ	$\frac{\square}{\square}$	$\langle \rangle$	$\frac{\square}{\square}$	$\frac{\square}{\square}$	$\frac{\square}{\square}$
$\frac{\square}{\square}$	$\sqrt{\square}$	$\sqrt[\square]{\square}$	7	8	9	\wedge =
x^{\square}	e^{\square}	$\log_{\square} \square$	4	5	6	$\times +$
			1	2	3	$+ -$
\square	()	(list)	0	.	E	ans
			3	VAR	EXE	

-2+3-4+10



$$2(5+4)/(23 \times 5)$$

$$\frac{18}{115}$$

$$369 \times 3$$

$$369 \times 4$$

$$369 \times 2$$



$$369 \times 2$$

$$369 \times 2$$

$$\cos(60)$$

$$\cos(60)$$

$$60$$

$$\sin(60)$$



2.36^2

2.36^2

sin(2.36^2)

1234567

1234567

10567



$$y=3x^2+5x-8$$

$$y=3x^2+5x-8$$

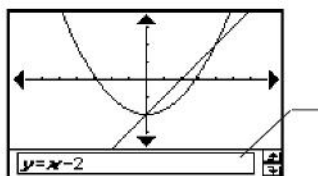
$$y=3x^2+5x-8$$



$$y=3x^2-8$$

$$y\neq 3x^2-8$$

$$y+5x\neq 3x^2-8$$



mth	abc	cat	2D			
π	θ	∞	$\langle \rangle$	\approx	\times	\div
log	ln	$\sqrt{\quad}$	7	8	9	$\wedge =$
x^2	e^x	x^{-1}	4	5	6	$\times \div$
\langle	\rangle	$ x $	1	2	3	$+ -$
[]	$\langle - \rangle$	0	.	ϵ	ans
TRIG	CALC	OPTN	VAR	EXE		



mth		abc	cat	2D	\times	\uparrow	\downarrow
π	θ	i	ω	\langle	\rangle	\Rightarrow	\Leftarrow
hyp	\circ	r	7	8	9	\wedge	$=$
sin	\sin^{-1}	4	5	6	\times	\div	
cos	\cos^{-1}	1	2	3	$+$	$-$	
tan	\tan^{-1}	0	.	ϵ	ans		
\leftarrow	CALC	OPTN	VAR	EXE			

mth		abc	cat	2D	\times	\uparrow	\downarrow
π	θ	i	ω	\langle	\rangle	\Rightarrow	\Leftarrow
hyp	\circ	r	7	8	9	\wedge	$=$
sinh	\sinh^{-1}	4	5	6	\times	\div	
cosh	\cosh^{-1}	1	2	3	$+$	$-$	
tanh	\tanh^{-1}	0	.	ϵ	ans		
\leftarrow	CALC	OPTN	VAR	EXE			

mth		abc	cat	2D	\times	\uparrow	\downarrow
π	θ	i	ω	\langle	\rangle	\Rightarrow	\Leftarrow
Σ	Π	lim	7	8	9	\wedge	$=$
diff	\int	int	4	5	6	\times	\div
!	nPr	nCr	1	2	3	$+$	$-$
solv	dSlv	'	0	.	ϵ	ans	
TRIG	\leftarrow	OPTN	VAR	EXE			

solv

dSlv

mth		abc	cat	2D	\times	\uparrow	\downarrow
π	θ	i	ω	\langle	\rangle	\Rightarrow	\Leftarrow
\neq	\langle	\rangle	\leq	\geq	\cdot	7	8
"	#		\angle	n	-	4	5
a_n	b_n	c_n				1	2
+1	+2	rSlv				0	.
TRIG	CALC	\leftarrow	VAR	EXE			

rSlv



mth	abc	cat	2D	X	↕	↷
a	b	c	d	e	<	>
f	g	h	i	j	7	8
k	l	m	n	o	9	^
p	q	r	s	t	4	5
u	v	w	x	y	6	x
z	1	2	3	+ -		
↶	0	.	E	ans		
TRIG	CALC	OPTN	↵	EXE		

mth	abc	cat	2D	X	↕	↷
A	B	C	D	E	<	>
F	G	H	I	J	7	8
K	L	M	N	O	9	^
P	Q	R	S	T	4	5
U	V	W	X	Y	6	x
Z	1	2	3	+ -		
↶	0	.	E	ans		
TRIG	CALC	OPTN	↵	EXE		

mth	abc	cat	2D	X	↕	↷
1	2	3	4	5	6	7
8	9	0	←			
q	w	e	r	t	y	u
i	o	p	-			
↶	a	s	d	f	g	h
j	k	l	;	\		
↑	z	x	c	v	b	n
,	.	/				
αβγ	MATH	SPACE	SMBL	EXE		

mth	abc	cat	2D	X	↕	↷
!	@	#	\$	%	∅	&
*	<	>	←			
Q	W	E	R	T	Y	U
I	O	P	_			
↶	A	S	D	F	G	H
J	K	L	:	"		
↑	Z	X	C	V	B	N
<	>	?				
αβγ	MATH	SPACE	SMBL	EXE		



abc	$a \cdot b \cdot c$
-------	---------------------

$2xy$	$2 \cdot x \cdot y$
-------	---------------------



abc abc

$a \cdot b + c$ $a \cdot b + c$



mth abc cat 2D [X] [←] [→]

abs([Form] [Func] [INPUT] [EXE]

absExpand(
andConnect(
angle(
approx(
arcLen(
arg(

[<] [A] [B] [C] [D] [E] [F] [G] [H] [I] [J] [K] [>]

[<] [L] [M] [N] [O] [P] [Q] [R] [S] [T] [U] [V] [>]

Pause [Form]
Plot [Cmd] [v]
PlotChg
PlotOff [INPUT]
PlotOn
PoissonCD
PoissonPD [EXE]

Pause [Form]
Plot [Cmd] [v]
PlotChg
PlotOff [INPUT]
PlotOn
PoissonCD
PoissonPD [EXE]

Plot [] []



mth	abc	cat	2D	\times	\div	\rightarrow	
π	θ	i	\emptyset	\langle	\rangle	\rightarrow	\leftarrow
$\frac{\square}{\square}$	$\sqrt{\square}$	$\sqrt[\square]{\square}$	7	8	9	\wedge	=
x^{\square}	e^{\square}	\log_{\square}	4	5	6	\times	\div
\square	$()$	{list}	1	2	3	+	-
			0	.	E	ans	
			\leftarrow	VAR	EXE		

mth	abc	cat	2D	\times	\div	\rightarrow	
π	θ	i	\emptyset	\langle	\rangle	\rightarrow	\leftarrow
(\square)	$ \square $	\square	7	8	9	\wedge	=
$\int \square$	$\sum \square$	$\prod \square$	4	5	6	\times	\div
$\lim_{\square \rightarrow 0}$	$\frac{d}{d\square}$	$\int \square$	1	2	3	+	-
			0	.	E	ans	
			\leftarrow	VAR	EXE		

mth	abc	cat	2D	\times	\div	\rightarrow	
a	b	c	d	e	\langle	\rangle	\rightarrow
f	g	h	i	j	7	8	9
k	l	m	n	o	4	5	6
p	q	r	s	t	1	2	3
\rightarrow	u	v	w		0	.	E
	x	y	z		ans		
					\leftarrow	EXE	

mth	abc	cat	2D	\times	\div	\rightarrow	
A	B	C	D	E	\langle	\rangle	\rightarrow
F	G	H	I	J	7	8	9
K	L	M	N	O	4	5	6
P	Q	R	S	T	1	2	3
\rightarrow	U	V	W		0	.	E
	X	Y	Z		ans		
					\leftarrow	EXE	



$$\frac{1}{0}$$

$$\frac{1}{3}$$

$$\frac{1}{5}$$

$$\frac{1}{5} + 1$$

$$\frac{1}{5} + \frac{3}{7}$$



$$\sum_{n=0}^{\infty} (n)$$

$$\sum_{k=1}^{\infty} (n)$$

$$\sum_{k=1}^{n!} (n)$$

 x^n

$$\sum_{k=1}^n (k^2)$$

$$\int_a^b f(x) dx$$

 x^n

$$\int_a^b (1-x^2)e^{x^2} dx$$

$$\int_0^1 (1-x^2)e^{x^2} dx$$









NewFolder Test
done



mth	abc	cat	2D			
π	θ	$\frac{1}{x}$	$\langle \rangle$	$\frac{1}{x}$	$\frac{1}{x}$	$\frac{1}{x}$
log	ln	$\sqrt{\quad}$	7	8	9	$\wedge =$
x^e	e^x	x^{-1}	4	5	6	$\times \div$
\langle	\rangle	$ x $	1	2	3	$+ -$
[]	$\langle - \rangle$	0	.	E	ans
TRIG	CALC	OPTN	VAR	EXE		

2x+1=eq1

2·x+1



$$\left| \begin{array}{l} \text{eq1} \\ \\ \\ \end{array} \right| \quad \left| \begin{array}{l} 2 \cdot x + 1 \\ \\ \\ \end{array} \right|$$

$$\left| \begin{array}{l} \text{eq1} \\ \\ \\ \end{array} \right| \quad \left| \begin{array}{l} 2 \cdot x + 1 \\ \\ \\ \end{array} \right|$$

$$\left| \begin{array}{l} \text{eq1} + x - 2 \\ \\ \\ \end{array} \right| \quad \left| \begin{array}{l} 3 \cdot x - 1 \\ \\ \\ \end{array} \right|$$

$$\left| \begin{array}{l} (1, 2, 3) \Rightarrow \text{eq1} \\ \\ \\ \end{array} \right| \quad \left| \begin{array}{l} (1, 2, 3) \\ \\ \\ \end{array} \right|$$

$$\left| \begin{array}{l} \text{eq1} \times 2 \\ \\ \\ \end{array} \right| \quad \left| \begin{array}{l} (2, 4, 6) \\ \\ \\ \end{array} \right|$$



+

eq1	(1, 2, 3)
-----	-----------

eq2	(4, 5, 6)
-----	-----------

|

eq1	eq1
-----	-----

|

main\eq1	(1, 2, 3)
----------	-----------

|

eq2

(4, 5, 6)

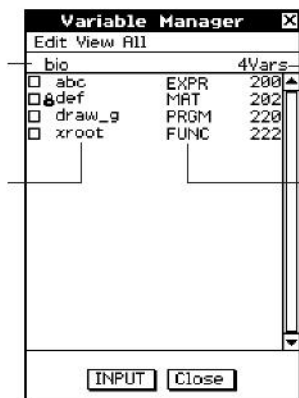
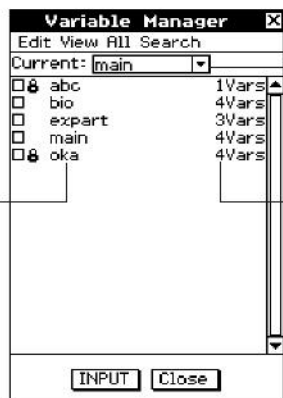
	list5	list6	
1			
2			
3			
4			
5			
Cal			
[1] =			

	list5	list6	list_t
1			12
2			24
3			36
4			
5			
Cal			
[4] =			







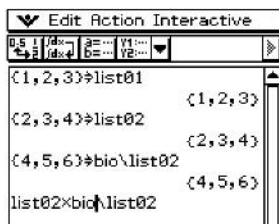
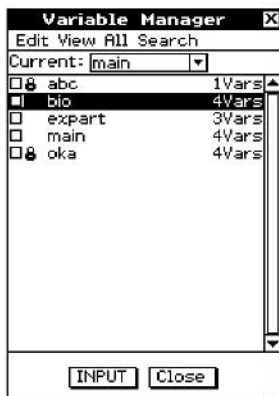
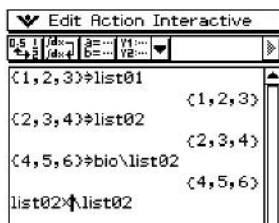




Variable Manager		
Edit View All Search		
Current: main		
<input type="checkbox"/>	abc	1Vars
<input type="checkbox"/>	bio	4Vars
<input type="checkbox"/>	expart	3Vars
<input type="checkbox"/>	main	4Vars
<input type="checkbox"/>	oka	4Vars









Variable Type ✕

ALL ▾

OK Cancel





Copy ✕

Copy variables to another folder.

To: ▾



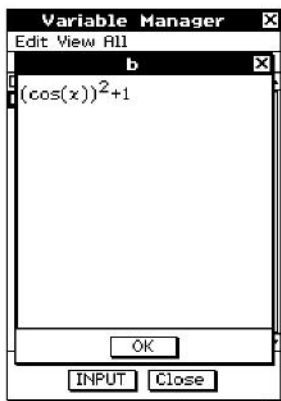


<input type="checkbox"/> abc	1Vars
<input type="checkbox"/> bio	4Vars
<input type="checkbox"/> expart	3Vars
<input type="checkbox"/> main	4Vars
<input checked="" type="checkbox"/> oka	4Vars

!

!

!





▼ Edit Action Interactive

0.5 | /ds | 3=... V1... | 3=... V2... |

(1,2,3)→list01 {1,2,3}

(2,3,4)→list02 {2,3,4}

(4,5,6)→bio\list02 {4,5,6}

list02×bio\list02 {8,15,24}

(cos(x))^2+1→bio\b (cos(x))^2+1

simplify(sin(x)^2+b)

Variable Manager

Edit View All

bio 4Vars

list	EXPR	72
<input checked="" type="checkbox"/> b		
<input type="checkbox"/> list01	LIST	96
<input type="checkbox"/> list02	LIST	96
<input type="checkbox"/> p01	PICT	3576

INPUT Close

▼ Edit Action Interactive

0.5 | /ds | 3=... V1... | 3=... V2... |

(1,2,3)→list01 {1,2,3}

(2,3,4)→list02 {2,3,4}

(4,5,6)→bio\list02 {4,5,6}

list02×bio\list02 {8,15,24}

(cos(x))^2+1→bio\b (cos(x))^2+1

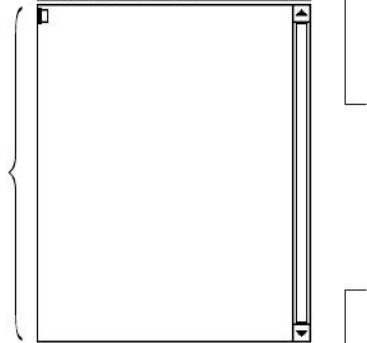
simplify(sin(x)^2+bio\b)





▼ Edit Action Interactive

0.5 | | dx- | a=... V1: | |
| | dx-4 | b=... VB: | |



Alg Standard Cplx Rad



▼ Edit Action Interactive

0.5 $\frac{1}{x}$ $\frac{d}{dx}$ $\frac{1}{x}$ $\frac{d}{dx}$ a=... Y1:... b=... Y2:...

$\frac{1}{2} + \frac{1}{3}$

$\frac{5}{6}$

0

math abc cat 2D \times \uparrow \downarrow

π θ i ∞ $($ $)$ $,$ \div \times y z r \leftarrow

$\frac{\square}{\square}$ $\sqrt{\square}$ $\sqrt{\square}$ 7 8 9 ^ =

x^{\square} e^{\square} \log_{\square} 4 5 6 \times \div

\square $($ $)$ $\{list\}$ 1 2 3 + -

\square \cdot E ans

VAR EXE

Alg Standard Cplx Rad $\langle III \rangle$





▼ Edit Type GMem ◆

Sheet1 | Sheet2 | Sheet3

y1 = $x^3 + x^2 + x + 1$

y2: 0

y3: 0

y4: 0

y5: 0

y6: 0

y7: 0

y8: 0

0



▼ Edit Action Interactive

Sheet1 | Sheet2 | Sheet3

y1 = $x^3 + x^2 + x + 1$

y2: 0

y3: 0

y4: 0

y5: 0

y6: 0

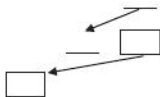
y7: 0

y8: 0

$x^3 + x^2$



$2.54E3$	2540
$1600E-4$	0.16

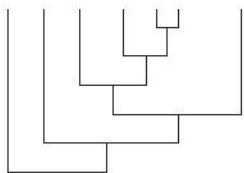


$123+456$	579
$789-ans$	210
$ans/7$	30





√





		—
		—
$\sqrt{\quad}$		$\sqrt{\quad}$
		—
		<u> </u> $\sqrt{\quad}$



		—

$\sqrt{\quad}$		$\sqrt{\quad}$



	—	—
		—

▼ Edit Action Interactive

$x^2+2\cdot x+1$
 factor(ans)
 $(x+1)^2$
 solve($x^3-x^2+x-1=0$, x)
 $(x=1, x=-i, x=i)$
 $(36, 49, 64)\rightarrow$ list1
 $\{36, 49, 64\}$
 $f(\text{list1})$
 $(6, 7, 8)$
 ans \rightarrow list2
 $(6, 7, 8)$
 list1 \times list2
 $(216, 343, 512)$
 $f(\text{list2})$
 $\{\sqrt{6}, \sqrt{7}, 2\cdot\sqrt{2}\}$

Alg Standard Cplx Rad



▼ Edit Action Interactive

$\frac{4115}{333}$
 $\frac{12345}{9999}$
 $\frac{4115}{3333}$
 $\frac{12345}{99999}$
 $\frac{4115}{33333}$
 expand($(x+1)^2$)
 $x^2+2\cdot x+1$
 factor(ans)
 $(x+1)^2$
 solve($x^3-x^2+x-1=0$, x)
 $(x=1, x=-i, x=i)$
 $(36, 49, 64)\rightarrow$ list1
 $\{36, 49, 64\}$

Alg Standard Cplx Rad



▼ Edit Action Interactive

$\frac{12345}{9}$
 $\frac{4115}{3}$
 $\frac{12345}{99}$
 $\frac{4115}{33}$
 $\frac{12345}{999}$
 $\frac{4115}{333}$
 $\frac{12345}{99999}$
 $\frac{4115}{33333}$

Alg Standard Cplx Rad



7+5	12
ans×2	24
ans+6	30
□	

7+5	12
ans×3	36
ans+6	42
□	

↓

7+5	12
ans×3	24
ans+6	30
□	

↓



Edit Action Interactive

0.5 | /dx | 3=... | V1... | ▾

1000/9 $\frac{1000}{9}$

ans/9 $\frac{1000}{81}$

ans/9 $\frac{1000}{729}$

□

Alg Standard Cplx Rad **NUM**

Edit Action Interactive

0.5 | /dx | 3=... | V1... | ▾

1000/9 $\frac{1000}{9}$

ans/9 12.34567901

ans/9 1.371742112

□

Alg Decimal Cplx Rad **NUM**







					T	T
—						
					T	



√



√					
√					
					T

√



—					
—					



$\sqrt{\quad}$



$\sqrt{\quad}$ $\sqrt{\quad}$					
$\sqrt{\quad}$					
					!
— —					



					int









					◀



					<input type="checkbox"/>

$\sqrt{\quad}$					<input type="checkbox"/>

					<input type="checkbox"/>



					VI

					∇
					∇



▼ Edit Action Interactive

0.5	1	1/2	3=...	11...
1/2	1/2	3=...	12...	▼

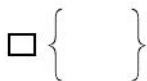
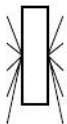
{1,2,3}⇒lista {1,2,3}

□



```
(1,2,3)→lista  
lista[2]          (1,2,3)  
                  2
```

```
(1,2,3)→lista  
lista[2]          (1,2,3)  
                  2  
5→lista[2]  
                  (1,5,3)
```



```
{41, 65, 22}⇒list3  
list3×{6, 0, 4} {41, 65, 22}  
{246, 0, 88}
```



[]

▼ Edit Action Interactive

0,5	1	/dc	3=...	V1...
←	→	/ds	6=...	YE...

[[1,2][3,4]]mat1

1	2
3	4

□

[]

[]

```
[[1,2][3,4]]#mat1
mat1[2,1]
```

1	2
3	4

3

```
mat1[2,1]
5#mat1[1,2]
```

1	5
3	4

[]



[]

```
[1 2]
```

```
[1 2 3]
```

```
[1 2 3  
4 5 6]
```

```
[1 2 3] => mat2  
[4 5 6]
```

```
[1 2 3  
4 5 6]
```



$$\begin{bmatrix} & \\ & \end{bmatrix} \begin{bmatrix} & \\ & \end{bmatrix}$$

$$\begin{bmatrix} [[1,1]][2,1]]+[[2,3]][2,1] \\ \begin{bmatrix} 3 & 4 \\ 4 & 2 \end{bmatrix} \end{bmatrix}$$

$$\begin{bmatrix} & \\ & \end{bmatrix} \begin{bmatrix} & \\ & \end{bmatrix}$$

$$\begin{bmatrix} 1 & 1 \\ 2 & 1 \end{bmatrix}$$

$$\begin{bmatrix} 1 & 1 \\ 2 & 1 \end{bmatrix} \times$$

$$\begin{bmatrix} 1 & 1 \\ 2 & 1 \end{bmatrix} \times \begin{bmatrix} 2 & 3 \\ 2 & 1 \end{bmatrix}$$

$$\begin{bmatrix} 1 & 1 \\ 2 & 1 \end{bmatrix} \times \begin{bmatrix} 2 & 3 \\ 2 & 1 \end{bmatrix}$$

$$\begin{bmatrix} 4 & 4 \\ 6 & 7 \end{bmatrix}$$

[]

$$[[1,2][3,4]] \times 5$$

$$\begin{bmatrix} 5 & 10 \\ 15 & 20 \end{bmatrix}$$

[]

$$[[1,2][3,4]]^3$$
$$\begin{bmatrix} 37 & 54 \\ 81 & 118 \end{bmatrix}$$

$$\begin{bmatrix} 1 & 2 \\ 3 & 4 \end{bmatrix}^3$$
$$\begin{bmatrix} 37 & 54 \\ 81 & 118 \end{bmatrix}$$



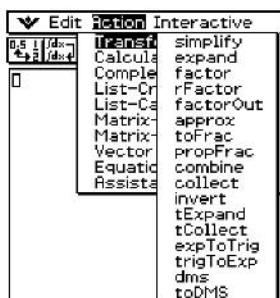
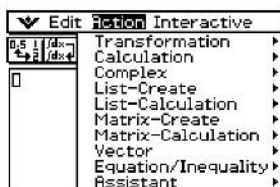


```
4, 2][3, 4]], [[5, 6][7, 8]])  
[ 1 2 5 6 ]  
[ 3 4 7 8 ]
```

```
augment([[1, 2][3, 4]], [[5, 6][7, 8]])  
[ 1 2 5 6 ]  
[ 3 4 7 8 ]
```

```
eigVc([[3, 4][1, 3]])  
[ 0.894427191 -0.894427191 ]  
[ 0.4472135955 0.4472135955 ]
```

```
eigVc([[3, 4][1, 3]])  
[ 0.894427191 -0.894427191 ]  
[ 0.4472135955 0.4472135955 ]
```



√

$$\text{simplify}((15\sqrt{3} + 26)^{(1/3)})$$

$$2 + \sqrt{3}$$

$$\text{simplify}(\cos(2x) + \sin(x)^2)$$

$$(\cos(x))^2$$



$$\text{expand}((x+2)^2)$$
$$x^2+4 \cdot x+4$$

$$\text{expand}\left(\frac{1}{x^4-1}, x\right)$$
$$\frac{1}{4 \cdot (x-1)} - \frac{1}{4 \cdot (x+1)} - \frac{1}{2 \cdot (x^2+1)}$$

$$\text{factor}(x^2-4x+4)$$
$$(x-2)^2$$

$$\text{rFactor}(x^2-3)$$
$$(x-\sqrt{3}) \cdot (x+\sqrt{3})$$

$$\text{factorOut}(ax^2+bx+c, a)$$
$$a \cdot \left(x^2 + \frac{1}{a} \cdot b \cdot x + \frac{1}{a} \cdot c\right)$$

$\sqrt{\quad}$


```
approx(sqrt(2))  
1.414213562
```

```
approx(9^20)  
1.215766546E+19
```

```
toFrac(5.28)  
 $\frac{132}{25}$ 
```

```
propFrac(1.2)  
 $1 + \frac{1}{5}$ 
```

```
propFrac(x^2/(x-1))  
 $\frac{1}{x-1} + x + 1$ 
```


$$\text{combine}((x+1)/(x+2)+x(x+3))$$
$$\frac{x^3+5x^2+7x+1}{x+2}$$

$$\text{collect}(x^2+ax+bx)$$
$$x^2+(a+b)x$$

$$\text{invert}(2x=y)$$
$$2y=x$$

$$\text{tExpand}(\sin(a+b))$$
$$\cos(b)\sin(a)+\sin(b)\cos(a)$$



$$\text{tCollect}(\cos(a)\times\cos(b))$$
$$\frac{\cos(a+b)+\cos(a-b)}{2}$$

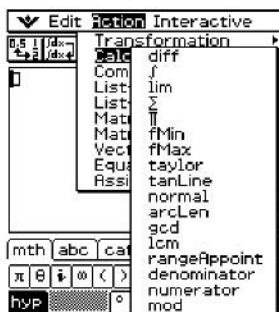
$$\text{expToTrig}(e^{ix})$$
$$\cos(x)+\sin(x)\cdot i$$

$$\text{trigToExp}(\cosh(x))$$
$$\frac{e^x+e^{-x}}{2}$$

$$\text{dms}(3, 5, 6)$$
$$\frac{617}{200}$$

toDMS(3.085)

dms(3,5,6)



diff(x^6)

$6 \cdot x^5$

diff($x^6, x, 2$)

$30 \cdot x^4$

diff($x^6, x, 2, 3$)

2430



$$f(x) \quad \frac{x^2}{2}$$

$$f(1/(x \times \ln(x)), x, 1, 2) \quad 0$$

$$f(2x^2+3x+4, x, 1, 5, 1E-4) \quad 134.6666667$$



$$\lim(e^{-x}, x, 0) \quad 0$$

$$\lim(1/x, x, 0, 1) \quad 0$$

$$\lim(1/x, x, 0, -1) \quad -0$$

$$\Sigma(x^2, x, 1, 10) \quad 385$$

$$\Pi(x^2, x, 1, 5) \quad 14400$$



fMin(x^2-1, x)
{MinValue=-1, x=0}

fMin($x^2-1, x, 2, 3$)
{MinValue=3, x=2}

fMin($x^3-6x, x, -2, 2, 1$)
{MinValue=-5.656779, x=1.41}



fMax(-x²+1, x)
{MaxValue=1, x=0}

fMax(-x²+1, x, 2, 5)
{MaxValue=-3, x=2}

fMax(x³-6x, x, -2, 2, 1)
{MaxValue=5.656779, x=-1.41}



taylor(sin(x), x, 5, 0)

$$\frac{x^5}{120} - \frac{x^3}{6} + x$$

tanLine(x^3, x, 2)

$$12 \cdot x - 16$$

normal(x^3, x, 2)

$$-\frac{x}{12} + \frac{49}{6}$$

arcLen(x^(3/2), x, 0, 4)

$$-\frac{8}{27} + \frac{80 \cdot \sqrt{10}}{27}$$

gcd($x+1, x^2-3x-4$)
 $x+1$

lcm(x^2-1, x^2+2x-3)
 $(x+1) \cdot (x^2+2x-3)$

rangeRpoint($(x=\pi, x=2\pi, x=3\pi), 0, 5$)
 $(x=\pi)$

rangeRpoint(constn(1) $\times\pi, 0, 5$)
 $\{0, \pi\}$

denominator($(y-2)/(x+1)$)
 $x+1$



numerator((y-2)/(x+1))
y-2

mod(26, 3)
2

▼	Edit	Action	Interactive
0.5	1	10x7	Transformation
4	2	10x4	Calculation
			Calculation
			comp
			List-O arg
			List-O conjg
			List-O re
			Matrix im
			Matrix cExpand
			Vecto compToPol
			Equat compToTrig
			Assistant

arg(2+i)
 $\tan^{-1}\left(\frac{1}{2}\right)$



```
conjg(1+i) 1-i
```

```
re(3-4i) 3
```

```
im(3-4i) -4
```

```
cExpand(cos-1(2))  
ln(2+√3)·i
```



compToPol(1+i)

$$\sqrt{2} \cdot e^{\frac{\pi \cdot i}{4}}$$

compToTrig(1+i)

$$\sqrt{2} \cdot \left[\cos\left(\frac{\pi}{4}\right) + \sin\left(\frac{\pi}{4}\right) \cdot i \right]$$

▼ Edit	Action	Interactive
0.5 / ds	Transformation	▶
← → ds	Calculation	▶
□	Complex	▶
	list-Cr	seq
	List-Ca	augment
	Matrix-	fill
	Matrix-	sortA
	Vector-	sortD
	Equatio	shift
	Assista	rotate
		subList
		listToMat



```
seq(x^2+2x, x, 1, 5, 2)
      (3, 15, 35)
```

```
augment((1,2), (3,4))
      (1, 2, 3, 4)
```

```
fill(2, 4)
      (2, 2, 2, 2)
```

```
fill(3, (1, 2, 3))
      (3, 3, 3)
```

```
fill((a,b,c), (1, 2, 3))
      (a, b, b, c, c, c)
```



```
sortA(<1,5,3>)  
      <1,3,5>
```

```
sortD(<1,5,3>)  
      <5,3,1>
```

```
shift(<1,2,3,4,5,6>,3)  
      <4,5,6,Undefined,Undefined,Undefined>
```

```
rotate(<1,2,3,4,5,6>,2)  
       <3,4,5,6,1,2>
```



```
subList((1,2,3,4,5),2,4)  
{2,3,4}
```

```
listToMat((3,5),(2,4))  


|   |   |
|---|---|
| 3 | 2 |
| 5 | 4 |


```

▼ Edit Action Interactive

0,5 1 dx>	Transformation	▶
←,2 dx>	Calculation	▶
	Complex	▶
	List-Create	▶
	List-Ca	dim
	Matrix-	min
	Matrix-	max
	Vector	mean
	Equatio	median
	Assista	mode
		sum
		prod
		cuml
		dlist
		stdDev
		variance
		Q ₁
		Q ₃
		percent
		polyEval
		sequence
		sumSeq



$$\dim(\{1, 2, 3\}) \quad 3$$

$$\min(\{1, 2, 3\}) \quad 1$$

$$\min(\{1, 2, 3\}, 2) \quad \{1, 2, 2\}$$

$$\min(\{1, 2, 3\}, \{3, 1, 2\}) \quad \{1, 1, 2\}$$

$$\max(\{1, 2, 3\}) \quad 3$$

$$\max(\{1, 2, 3\}, 2) \quad \{2, 2, 3\}$$

$$\max(\{1, 2, 3\}, \{3, 1, 2\}) \quad \{3, 2, 3\}$$



```
mean({1, 2, 3})
```

2

```
mean({1, 2, 3}, {3, 2, 1})
```

$\frac{5}{3}$

```
median({1, 2, 3})
```

2

```
median({1, 2, 3}, {3, 2, 1})
```

$\frac{3}{2}$

```
mode({1, 1, 2, 2, 2})
```

2

```
mode({1, 2, 3}, {3, 2, 1})
```

1



```
sum({1,2,3})  
6
```

```
sum({1,2,3},{3,2,1})  
10
```

```
prod({1,2,3})  
6
```

```
prod({1,2,3},{3,2,1})  
12
```

```
cuml({1,2,3})  
{1,3,6}
```

```
Δlist({1,2,4})  
{1,2}
```



stdDev({1,2,4})

$$\frac{\sqrt{21}}{3}$$

variance({1,2,4})

$$\frac{7}{3}$$

Q1({1,2,3,4,5})

$$\frac{3}{2}$$

Q1({1,2,3,4},{4,3,2,1})

$$1$$

Q3({1,2,3,4,5})

$$\frac{9}{2}$$

Q3({1,2,3,4},{4,3,2,1})

$$3$$



$$\text{percent}(\langle 1, 2, 3 \rangle)$$
$$\left\{ \frac{50}{3}, \frac{100}{3}, 50 \right\}$$

$$\text{polyEval}(\langle 1, 2, 3 \rangle)$$
$$x^2 + 2 \cdot x + 3$$

$$\text{sequence}(\langle 3, 5, 7, 9 \rangle)$$
$$2 \cdot x + 1$$

$$\text{sequence}(\langle 1, 3, 5, 7 \rangle, \langle 0, -1, 2, -3 \rangle)$$
$$\frac{-x^3}{4} + \frac{11 \cdot x^2}{4} - \frac{33 \cdot x}{4} + \frac{23}{4}$$




$$\text{sumSeq}(\langle 3, 5, 7, 9 \rangle) \quad x^2 + 2 \cdot x$$

$$\text{sumSeq}(\langle 9, 7, 4, 1 \rangle, \langle 0, 4, 6, 5 \rangle) \quad \frac{-x^4}{320} - \frac{17 \cdot x^3}{1440} + \frac{21 \cdot x^2}{64} + \frac{6749 \cdot x}{1440}$$

▼ Edit	Action	Interactive
0.5 /d<-	Transformation	>
←+ /d>+	Calculation	>
	Complex	>
	List-Create	>
	List-Calculation	>
	Matrix	trn
	Matrix-	augment
	Vector	ident
	Equatio	fill
	Assista	subMat
		diag
		matToList

$$\text{trn}(\llbracket 1, 2 \rrbracket \llbracket 3, 4 \rrbracket) \quad \begin{bmatrix} 1 & 3 \\ 2 & 4 \end{bmatrix}$$



```
augment([[1,2][3,4]],[[5,6][7,8]])
```

$$\begin{bmatrix} 1 & 2 & 5 & 6 \\ 3 & 4 & 7 & 8 \end{bmatrix}$$

```
ident(2)
```

$$\begin{bmatrix} 1 & 0 \\ 0 & 1 \end{bmatrix}$$

```
fill(2,2,3)
```

$$\begin{bmatrix} 2 & 2 & 2 \\ 2 & 2 & 2 \end{bmatrix}$$

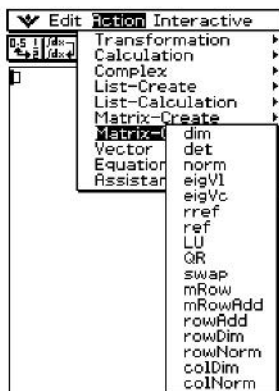
```
fill(3,[[1,2][3,4]])
```

$$\begin{bmatrix} 3 & 3 \\ 3 & 3 \end{bmatrix}$$

```
[[1,4,7][2,5,8][3,6,9]]⇒Mat1
      [ 1 4 7 ]
      [ 2 5 8 ]
      [ 3 6 9 ]
subMat(Mat1,2,2,3,3)
      [ 5 8 ]
      [ 6 9 ]
```

```
diag([[1,2][3,4]])
      [ 1 4 ]
```

```
matToList([[1,2][3,4]],2)
      (2,4)
```



dim([[1, 2, 3][4, 5, 6]])
 (2, 3)

det([[1, 2][4, 5]])
 -3

norm([[1, 2][4, 5]])
 $\sqrt{46}$



```
eigVl([[3,4][1,3]])  
      (5,1)
```

```
eigVc([[3,4][1,3]])  
      [0.894427191 -0.894427191]  
      [0.4472135955 0.4472135955]
```

```
rref([[2,-1,3,19][1,1,-5,-21][0,4,3,0]])  
      [1 0 0 2]  
      [0 1 0 -3]  
      [0 0 1 4]
```

```
ref([[1,2,3][4,5,6]])  
      [1 2 3]  
      [0 1 2]
```

LU([[1,2,3][4,5,6][7,8,9]],L,U)
done

$$L \begin{bmatrix} 1 & 0 & 0 \\ 4 & 1 & 0 \\ 7 & 2 & 1 \end{bmatrix}$$

$$U \begin{bmatrix} 1 & 2 & 3 \\ 0 & -3 & -6 \\ 0 & 0 & 0 \end{bmatrix}$$

QR([[1,2][3,4]],Q,R)
done

$$Q \begin{bmatrix} \frac{\sqrt{10}}{10} & \frac{3 \cdot \sqrt{10}}{10} \\ \frac{3 \cdot \sqrt{10}}{10} & \frac{-\sqrt{10}}{10} \end{bmatrix}$$

R

$$\begin{bmatrix} \sqrt{10} & \frac{7 \cdot \sqrt{10}}{5} \\ 0 & \frac{\sqrt{10}}{5} \end{bmatrix}$$

`swap([[1,2][3,4]],2,1)`

$$\begin{bmatrix} 3 & 4 \\ 1 & 2 \end{bmatrix}$$

`mRow(x , [[1,2][3,4]],1)`

$$\begin{bmatrix} x & 2 \cdot x \\ 3 & 4 \end{bmatrix}$$

`mRowAdd(x , [[1,2][3,4]],1,2)`

$$\begin{bmatrix} 1 & 2 \\ x+3 & 2 \cdot x+4 \end{bmatrix}$$



```
rowAdd([[1,2][3,4]],1,2)
```

$$\begin{bmatrix} 1 & 2 \\ 4 & 6 \end{bmatrix}$$

```
rowDim([[1,2,3][4,5,6]])
```

$$2$$

```
rowNorm([[1,-2,3][4,-5,-6]])
```

$$15$$

```
colDim([[1,2][3,4][5,6]])
```

$$2$$



```
colNorm([[1,-2,3][4,-5,-6][7,8,9]])
```

18

▼ Edit	Action	Interactive
0.5 1/dx	Transformation	>
0.5 1/dx	Calculation	>
0	Complex	>
	List-Create	>
	List-Calculation	>
	Matrix-Create	>
	Matrix-Calculation	>
	Vector	
	Equation	augment
	Assistan	fill
		toRect
		toPol
		toSph
		toCyl
		dim
		crossP
		dotP
		norm
		unitV
		angle



```
augment([1,2],[3,4])  
[1 2 3 4]
```

```
fill(x,[1,2])  
[x x]
```

```
fill(3,1,3)  
[3 3 3]
```

√

```
toRect([√2 ,∠(π/4)])  
[1 1]
```



$$\text{toPol}([1,2])$$
$$\left[\sqrt{5} \angle \left(-\tan^{-1}\left(\frac{1}{2}\right) + \frac{\pi}{2} \right) \right]$$

$$\text{toSph}([1,1,1])$$
$$\left[\sqrt{3} \angle \left(\frac{\pi}{4} \right) \angle \left(\cos^{-1}\left(\frac{\sqrt{3}}{3}\right) \right) \right]$$

$$\text{toCyl}([1,1,1])$$
$$\left[\sqrt{2} \angle \left(\frac{\pi}{4} \right) \ 1 \right]$$



```
dim([1, 2, 3])
```

(1, 3)

```
crossP([1, 3, 5], [2, 4, 6])
```

[-2 4 -2]

```
dotP([1, 3, 5], [2, 4, 6])
```

44

```
norm([1, 2, 3])
```

$\sqrt{14}$



unitV([1,3,5])

$$\begin{bmatrix} \frac{\sqrt{35}}{35} & \frac{3 \cdot \sqrt{35}}{35} & \frac{\sqrt{35}}{7} \end{bmatrix}$$

angle([1,2],[3,4])

$$\cos^{-1}\left(\frac{11 \cdot \sqrt{5}}{25}\right)$$

▼ Edit	Action	Interactive
$\frac{d}{dx}$	Transformation	>
$\frac{d}{dx}$	Calculation	>
	Complex	>
	List-Create	>
	List-Calculation	>
	Matrix-Create	>
	Matrix-Calculation	>
	Vector	>
	Solve	solve
	Assis	dSolve
		rSolve
		rewrite
		exchange
		eliminate
		getRight
		getLeft
		absExpand
		andConnect
		and
		or
		xor
		not



```
solve(a*x+b=0)
```

$$\left\{x = \frac{-b}{a}\right\}$$

```
solve((3*x+4*y=5, 2*x-3*y=-8), (x, y))
```

$$\{x = -1, y = 2\}$$

$$\text{dSolve}(y' = x, x, y, x=0, y=1)$$

$$\left\{ y = \frac{x^2}{2} + 1 \right\}$$

√

$$\text{dSolve}(\langle y' = y+z, z' = y-z \rangle, x, \langle y, z \rangle, x=0, y=3, x=0, z=f(2)-3)$$

$$\left\{ y = 2 \cdot e^{\sqrt{2} \cdot x} + e^{-\sqrt{2} \cdot x}, z = -2 \cdot e^{\sqrt{2} \cdot x} - e^{-\sqrt{2} \cdot x} + 2 \cdot \sqrt{2} \cdot e^{\sqrt{2} \cdot x} - \sqrt{2} \cdot e^{-\sqrt{2} \cdot x} \right\}$$

$$\text{rSolve}(a_{n+1} = 3a_n - 1, a_1 = 1)$$

$$\left\{ a_n = \frac{3^{n-1}}{2} + \frac{1}{2} \right\}$$

$$\text{rSolve}(a_{n+2} - 4a_{n+1} + 4a_n = 0, a_1 = 1, a_2 = 3)$$

$$\left\{ a_n = \frac{2^n \cdot (n+1)}{4} \right\}$$

$$\text{rSolve}(\langle a_{n+1} = 3a_n + b_n, b_{n+1} = a_n + 3b_n \rangle, \langle a_1 = 2, b_1 = 1 \rangle)$$

$$\left\{ a_n = \frac{3 \cdot 4^{n-1} + 2^{n-1}}{2}, b_n = \frac{3 \cdot 4^{n-1} - 2^{n-1}}{2} \right\}$$



```
rewrite(x+3=5x-x^2)
      x^2-4*x+3=0
```

```
exchange(3>5x-2y)
      5*x-2*y<3
```

```
eliminate(2x+3y=5, x, y=2x+3)
      4*y-3=5
```

```
getRight(y=2x^2+3x+5)
      2*x^2+3*x+5
```



```
getLeft(y=2x^2+3x+5)
y
```

```
absExpand(|2x-3|=9)
2*x-3=9 or 2*x-3=-9
```

```
andConnect(x>-1, x<3)
-1<x<3
```

```
x^2>1 and x<0
x<-1
```



$x=3$ or $x>2$

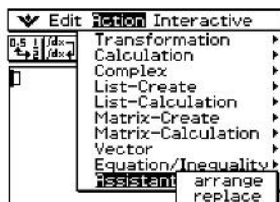
$x>2$

$x<2$ xor $x<3$

$2 \leq x < 3$

not($x=1$)

$x \neq 1$



```
arrange(2x+3-5x+8y)
-5·x+2·x+8·y+3
```

```
2x+1→s
replace(3x+2s)
3·x+2·(2·x+1)
```



▼ Edit Action Interactive

0,5	1	/ds	a=...	Y1...
+	+	/ds	b=...	Y2...

x^3-3x^2+3x-1

▼ Edit Action Interactive

0,5	1	/ds	a=...	Y1...
+	+	/ds	b=...	Y2...

factor(x^3-3x^2+3x-1)

$(x-1)^3$

▼ Edit Action Interactive

0.5 | /ds- | a=... | V1:... |
 ↵ | /ds- | b=... | V2:... |

factor(|

▼ Edit Action Interactive

0.5 | /ds- | a=... | V1:... |
 ↵ | /ds- | b=... | V2:... |

factor(x^3-3x^2+3x-1)|

▼ Edit Action Interactive

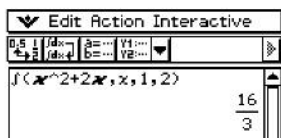
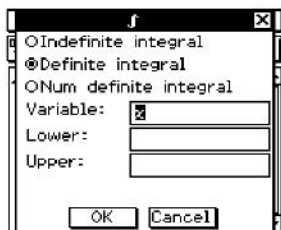
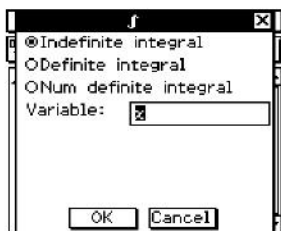
0.5 | /ds- | a=... | V1:... |
 ↵ | /ds- | b=... | V2:... |

factor(x^3-3x^2+3x-1)
 (x-1)³

▼ Edit Action Interactive

0.5 | /ds- | a=... | V1:... |
 ↵ | /ds- | b=... | V2:... |

x^2+2x



$$\frac{\text{diff}(\sin(x), x) \times \cos(x) + \sin(x) \times \text{diff}(\cos(x), x)}{(\cos(x))^2 - (\sin(x))^2}$$

$$\frac{\text{diff}(\sin(x), x) \times \cos(x) + \sin(x) \times \text{diff}(\cos(x), x)}{(\cos(x))^2 - (\sin(x))^2}$$

$$\text{apply}(\text{diff}(\sin(x), x) \times \cos(x) + \sin(x) \times \text{diff}(\cos(x), x), x)$$
$$\cos(x) \cdot \cos(x) + \sin(x) \cdot \frac{d}{dx} \cos(x)$$

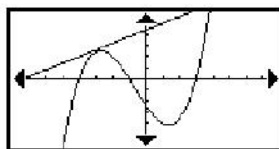




▼ Edit Action Interactive

0.5	↓	↑	↔	↕	↔	↕	a=...	V1=...	▶
↔	↕	↔	↕	a=...	b=...	VE=...			

V1=...	↕
VE=...	↕
f(x,y)	↕
app=...	↕
br=...	↕
21=...	↕
2E=...	↕
Solve	↕
f(x)=	↕





▼ Edit Zoom Analysis ◆

factor(x^2-1)
 $(x-1)\cdot(x+1)$

□



▼ Edit Action Interactive

0.5 | /dx | 8=... | 7 |

factor(x^2-1) $(x-1)\cdot(x+1)$

□

□

▼ Edit Zoom Analysis ◆

factor(x^2-1) $(x-1)\cdot(x+1)$

□

□



Edit Action Interactive

factor(x^2-1) $(x-1)\cdot(x+1)$

Sheet1 | Sheet2 | Sheet3

y1: 0
 y2: 0
 y3: 0
 y4: 0
 y5: 0
 y6: 0
 y7: 0
 y8: 0

Edit Type GMem

factor(x^2-1) $(x-1)\cdot(x+1)$

Sheet1 | Sheet2 | Sheet3

y1: x^2-1 [—]
 y2: 0
 y3: 0
 y4: 0
 y5: 0
 y6: 0
 y7: 0
 y8: 0



▼ Edit Zoom Analysis ◆

Grid View Hide Axes Hide Grid Hide Labels Hide Origin Hide X-Axis Hide Y-Axis

Sheet1 Sheet2 Sheet3

$y_1 = x^2 - 1$ [—] ▲

$y_2 = 0$

$y_3 = 0$

$y_4 = 0$

$y_5 = 0$

$y_6 = 0$

$y_7 = 0$

$y_8 = 0$



▼ Edit Calc SetGraph

0

	list1	list2	list3
1	1	4	
2	2	5	
3	3	6	

Calc

[4] =

▼ Edit Action Interactive

0,5 1 /dc- a=... 000 ▼

list1+list2→list3

(5,7,9)

math abc cat 2D X ↵ ↻

1	2	3	4	5	6	7	8	9	0	←	
q	w	e	r	t	y	u	i	o	p	-	
%	a	s	d	f	g	h	j	k	l	;	\
↑	z	x	c	v	b	n	m	,	.	/	
αβγ	MATH	SPACE	SMBL	EXE							

▼ Edit Calc SetGraph

list1+list2→list3 (5,7,9)

	list1	list2	list3
1	1	4	5
2	2	5	7
3	3	6	9
4			
5			

Calc

[4] =

▼ Edit Action Interactive

list1+list2→list3 (5,7,9)

(12,24,36)→test (12,24,36)

▼ Edit Calc SetGraph

list1+list2→list3 (5,7,9)
 (12,24,36)→test (12,24,36)
 □

	list5	list6
1		
2		
3		
4		
5		

Cal ▶

[4] =

▼ Edit Calc SetGraph

	list5	list6	test
1			12
2			24
3			36
4			
5			

Cal ▶

[1] = 12

mth abc cat 2D ✕ ↕ ↻
 1 2 3 4 5 6 7 8 9 0 ←
 q w e r t y u i o p -
 a s d f g h j k l ; ' \backslash
 ↑ z x c v b n m , . /
 αβγ MATH SPACE SMBL EXE



▼ Edit Action Interactive

$x^2/5^2+y^2/2^2=1$

$\frac{x^2}{25} + \frac{y^2}{4} = 1$

$x^2+y^2=1$

$x^2+y^2=1$

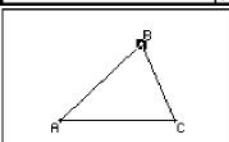
□



▼ Edit Action Interactive

0.5 | 1 | 10 | 100 | a=... | b=... | C=... | >

$\begin{bmatrix} 1.88 \\ 2.5 \end{bmatrix}$

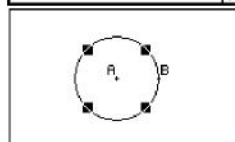


Alg Standard Cplx Rad $\left(\frac{\pi}{180}\right)$

▼ Edit Action Interactive

0.5 | 1 | 10 | 100 | a=... | b=... | C=... | >

$x^2 + y^2 + 11x - 8.75 = 0$

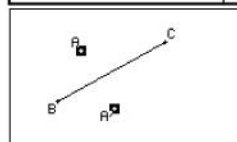


Alg Standard Cplx Rad $\left(\frac{\pi}{180}\right)$

▼ Edit Action Interactive

0.5 | 1 | 10 | 100 | a=... | b=... | C=... | >

$\begin{bmatrix} 0.59 & 0.85 \\ 0.85 & -0.9 \end{bmatrix} \begin{bmatrix} x \\ y \end{bmatrix} + \begin{bmatrix} -0.8 \\ 1.61 \end{bmatrix}$



Alg Standard Cplx Rad $\left(\frac{\pi}{180}\right)$



▼ Edit Action Interactive

0,5 | /dx | a=... | [] | ▼

← 2-1 →

$x^2 - 1$

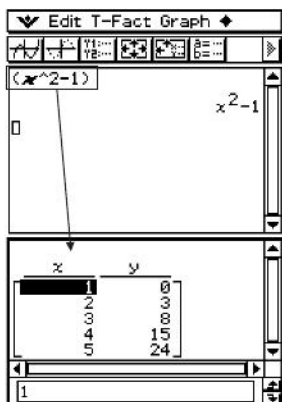
[

$\frac{x}{Null}$	$\frac{y}{Null}$
------------------	------------------

]

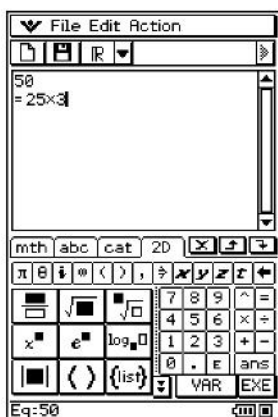
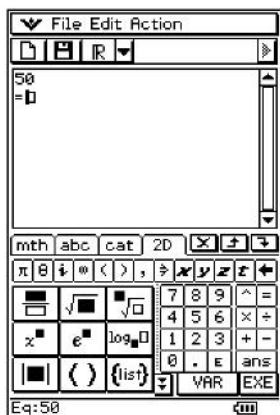
← | →

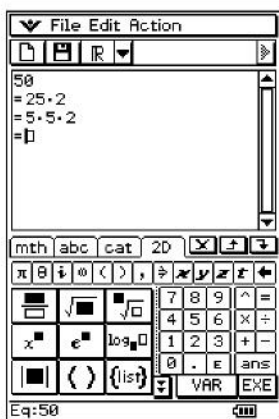
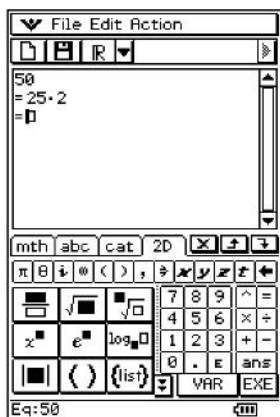
[]

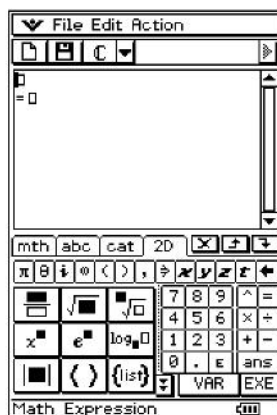
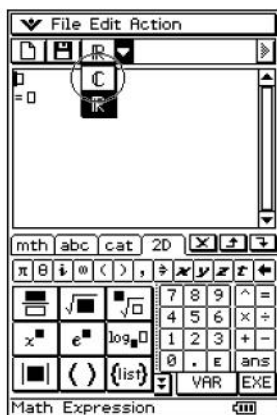
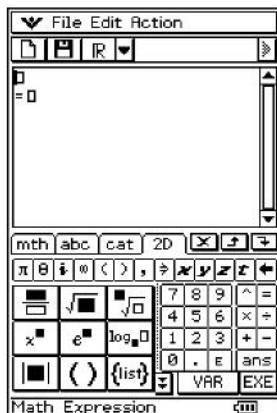




The image shows a handheld calculator interface. At the top, there is a menu bar with the text "File Edit Action" and a dropdown arrow. Below the menu bar is a toolbar with icons for a folder, a document, a calculator, and a dropdown arrow. The main display area shows the text "= 0". Below the display is a keypad with several rows of buttons. The first row of the keypad contains "mth", "abc", "cat", "2D", and three arrow buttons. The second row contains mathematical symbols: π , θ , i , ω , \langle , \rangle , \rightarrow , \leftarrow , \rightarrow , \leftarrow , \rightarrow , \leftarrow . The third row contains $\frac{\square}{\square}$, $\sqrt{\square}$, $\sqrt[\square]{\square}$, and a vertical scroll bar. The fourth row contains x^{\square} , e^{\square} , \log_{\square} , and a vertical scroll bar. The fifth row contains \square , $()$, $\{list\}$, and a vertical scroll bar. The sixth row contains \square , "VAR", and "EXE". At the bottom of the screen, it says "Math Expression" and has a small icon.







File Edit Action

x^2+1
 $= \square$

mth abc cat 2D \times \rightarrow \downarrow

π	θ	ω	\langle	\rangle	\Rightarrow	\times	\div	\pm	\leftarrow
$\frac{\square}{\square}$	$\sqrt{\square}$	$\sqrt[\square]{\square}$	7	8	9	\wedge	=		
x^\square	e^\square	$\log_\square \square$	4	5	6	\times	+		
\square	$\langle \rangle$	$\{ \}$	1	2	3	+	-		
			0	.	ϵ	ans			
			$\frac{\square}{\square}$	VAR	EXE				

Eq: $x^{(2)+1}$ \lll

File Edit Action

x^2+1
 $= (x+i) \cdot (x-i)$
 $= \square$

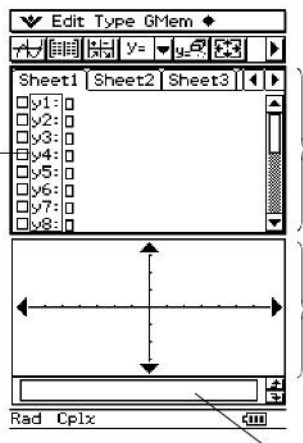
mth abc cat 2D \times \rightarrow \downarrow

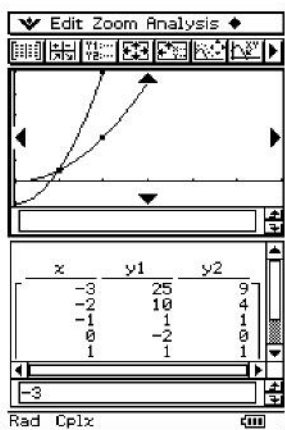
π	θ	ω	\langle	\rangle	\Rightarrow	\times	\div	\pm	\leftarrow
$\frac{\square}{\square}$	$\sqrt{\square}$	$\sqrt[\square]{\square}$	7	8	9	\wedge	=		
x^\square	e^\square	$\log_\square \square$	4	5	6	\times	+		
\square	$\langle \rangle$	$\{ \}$	1	2	3	+	-		
			0	.	ϵ	ans			
			$\frac{\square}{\square}$	VAR	EXE				

Eq: $x^{(2)+1}$ \lll

3













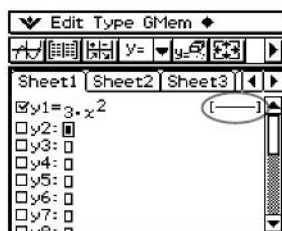
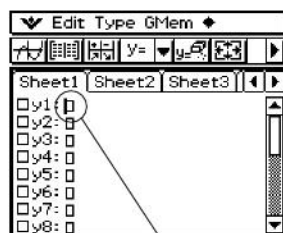
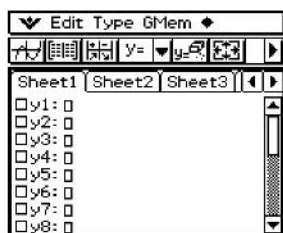


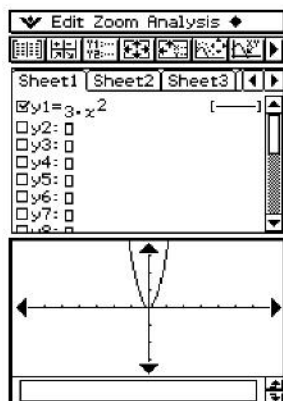


Rad Real 

| |









▼ Edit Type GMem ◆

Sheet1 | Sheet2 | Sheet3 |

$y1=3 \cdot x^2$ $r=$ $x=$ [—]

$y2:$ $y>$ $x>$

$y3:$ $y<$ $x<$

$y4:$ $y\geq$ $x\geq$

$y5:$ $y\leq$ $x\leq$

$y6:$

$y7:$

$y8:$

▼ Edit Type GMem ◆

Sheet1 | Sheet2 | Sheet3 |

$y1=3 \cdot x^2$ $r=$ $x=$ [—]

$y2:$ $y>$ $x>$

$y3:$ $y<$ $x<$

$y4:$ $y\geq$ $x\geq$

$y5:$ $y\leq$ $x\leq$

$y6:$

$y7:$

$y8:$

▼ Edit Type GMem ◆

Sheet1 | Sheet2 | Sheet3 |

$y1=3 \cdot x^2$ [—]

$r2:$

$r3:$

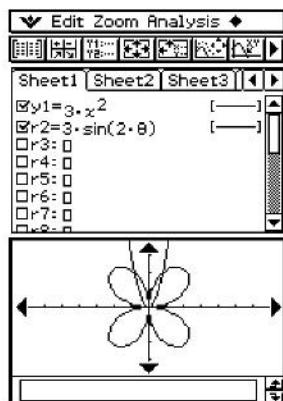
$r4:$

$r5:$

$r6:$

$r7:$

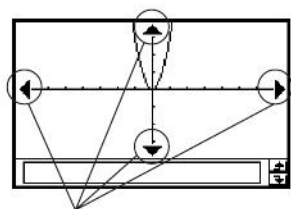
$r8:$



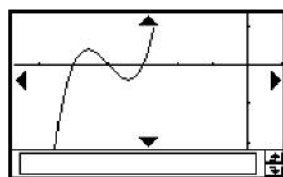
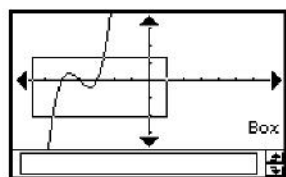


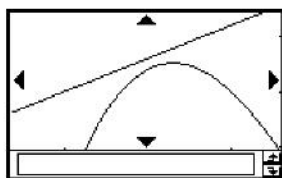
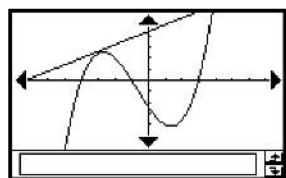








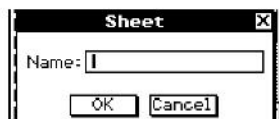
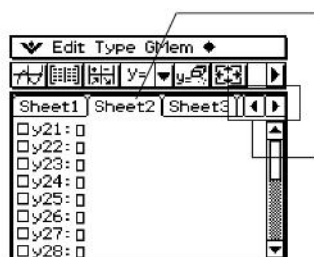




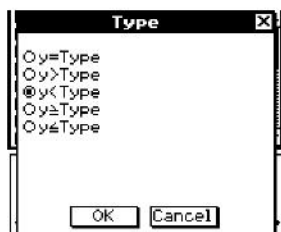


















▼ Edit Zoom Analysis ◆

Sheet1 | Sheet2 | Sheet3

y21 = $x^2 - 2$ [—] ▲

y22 = $(x+5) \cdot (x+4)$ [—] ▲

r23 = $3 \cdot \sin(2 \cdot \theta)$ [.....] ▲

y24 = $x^2 - \frac{2}{3} \cdot x^3$ [.....] ▲

y25 = $x - 1$ [.....] ▲

y26 = □ [.....] ▲

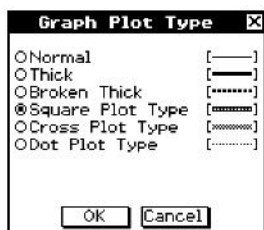

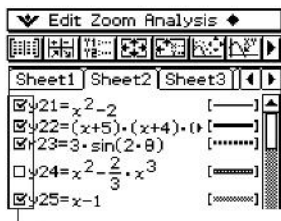








Table Input [X]

Start:

End:

Step:

	list1	list2	list3
1	-2		
2	1		
3	0		
4	1		
5	2		

Cal

[11 = -2

Table Input

Start : -3

End : 3

Step : 1

OK Cancel

▼ Edit T-Fact Graph ◆

Sheet1 | Sheet2 | Sheet3

y1 = $3 \cdot x^2 - 2$

y2 : 0

y3 : 0

y4 : 0

y5 : 0

y6 : 0

y7 : 0

y8 : 0

x	y1
-3	25
-2	10
-1	1
0	-2
1	1

-3

▼ Edit T-Fact Graph ◆

Sheet1 | Sheet2 | Sheet3

y1 = $3 \cdot x^2 - 2$

y2 : 0

y3 : 0

y4 : 0

y5 : 0

y6 : 0

y7 : 0

y8 : 0

x	y1	y'1
-3	25	-18
-2	10	-12
-1	1	-6
0	-2	0
1	1	6

-3

▼ Edit T-Fact Graph ▾

Sheet1 | Sheet2 | Sheet3

y1 = $3 \cdot x^2 - 2$ [—]

y2: 0

y3: 0

y4: 0

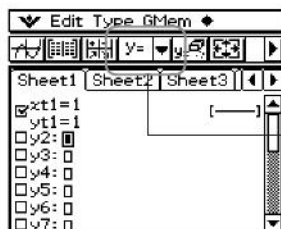
y5: 0

y6: 0

y7: 0

x	y1
1	1
2	10
3	25
4	46
5	73

1



x	y1
-3	25
-2	10
-1	1
0	-2
1	1

x	y1
-3	25
-2	10
-2.5	16.75
0	-2
1	1



x	y1
-3	25
-2	10
-1	1
0	-2
1	1

x	y1
-3	25
-1	1
0	-2
1	1
2	10

x	y1
-3	25
-2	10
-1	1
0	-2
1	1

x	y1
-3	25
-2	10
-2	10
-1	1
0	-2



x	y1
-1	1
0	-2
1	1
2	10
3	25



x	y1
0	-2
1	1
2	10
3	25



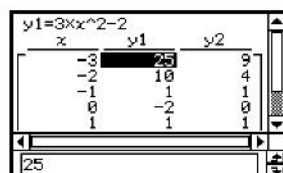
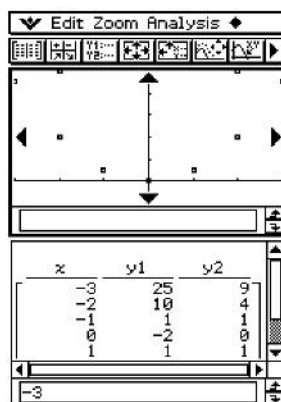
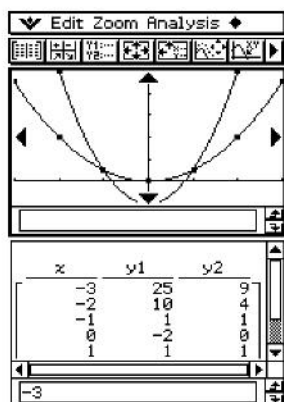
▼ Edit T-Fact Graph ◀

y1 = $3 \cdot x^2 - 2$ [---] ▲
 y2 = x^2 [---] ▲
 y3: 0
 y4: 0
 y5: 0
 y6: 0
 y7: 0

x	y1	y2
-3	25	9
-2	10	4
-1	1	1
0	-2	0
1	1	1

-3






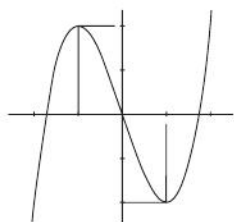
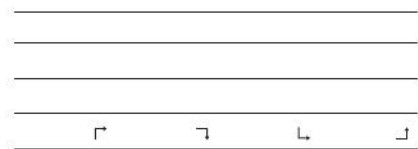


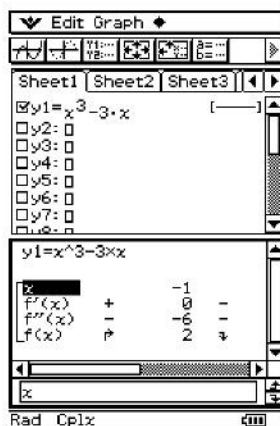
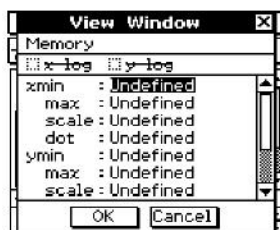
Store Data [X]

LIST

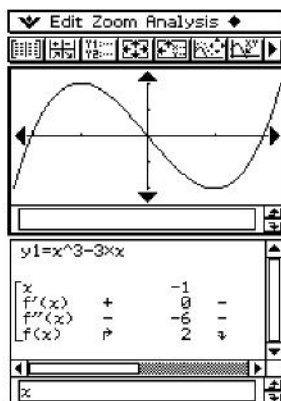
Folder:


Name:





x			-1				
f'(x)	+		-				
f''(x)	-	0	-				
f(x)	+	2	-				
				0	+	-	
				0		0	+
				0		-2	+







▼ Edit Calc SetGraph

Sheet1 Sheet2 Sheet3

y1 = $x^3 - 3 \cdot x$ [---]

y2: 0

y3: 0

y4: 0

y5: 0

y6: 0

y7: 0

y8: 0

	list1	list2	list3	list4
1				
2				
3				
4				
5				

Calc

[1] =

	list1	list2	list3	list4
2	-1			
3	0			
4	1			
5	2			
6				

Cal ▶

[6] =

▼ Edit Graph ◆

y1 = $x^3 - 3 \cdot x$ [—]
 y2: 0
 y3: 0
 y4: 0
 y5: 0
 y6: 0
 y7: 0
 y8: 0

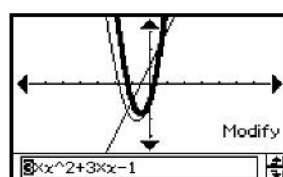
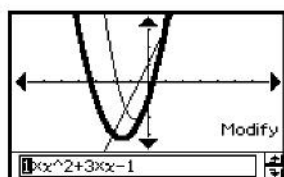
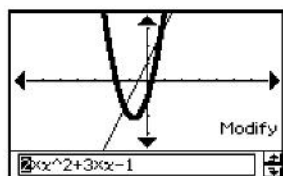
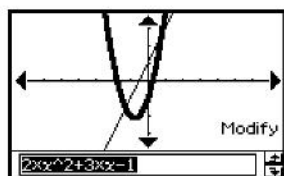
$y1 = x^3 - 3 \cdot x$

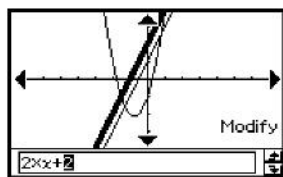
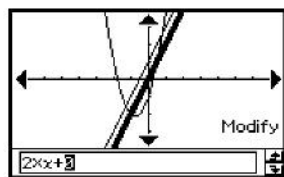
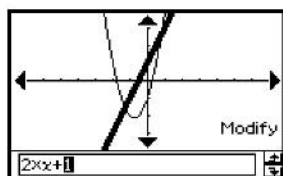
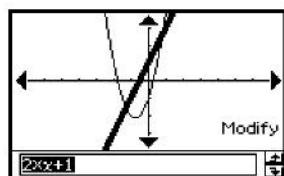
x		-2	
f'(x)	+	9	+
f''(x)	-	-12	-
f(x)	p	-2	p

x

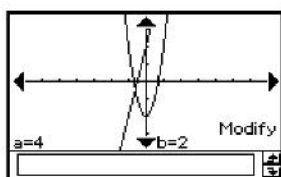
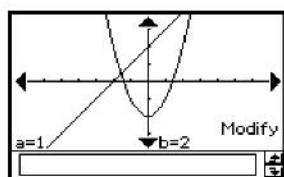
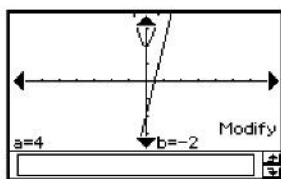
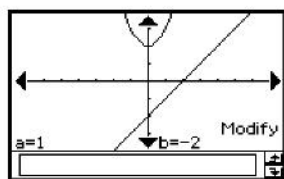








ESC



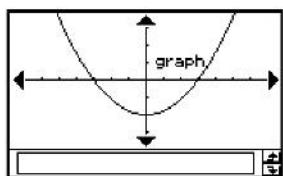
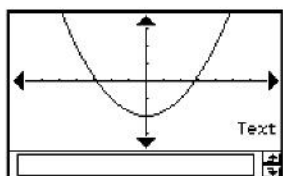
ESC



ESC



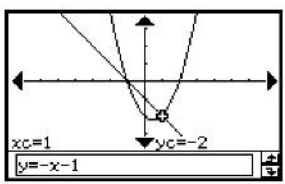
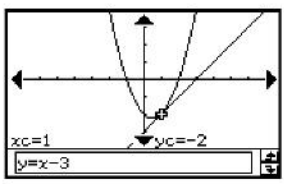


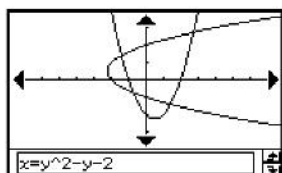




Enter Value ✕

x-value:



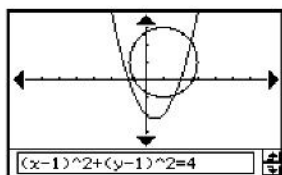


Enter Value [X]

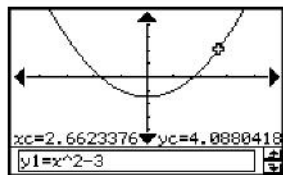
x-value:

y-value:

Radius:

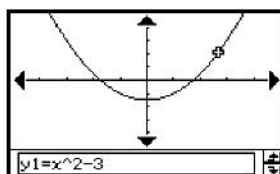
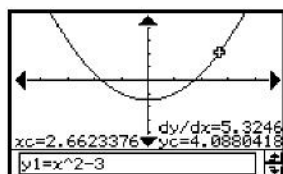


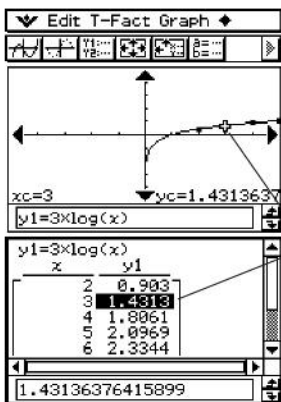




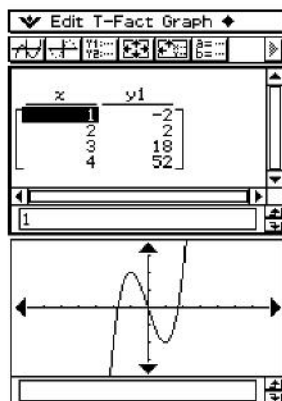
ESC

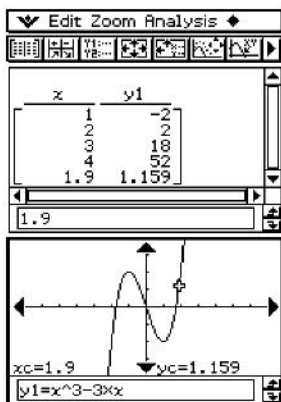
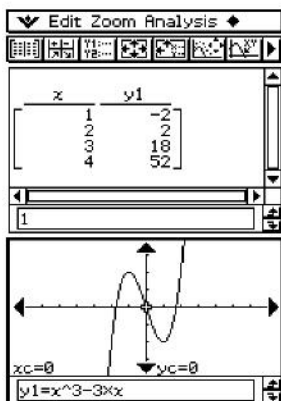


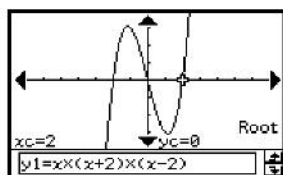
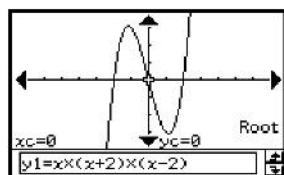
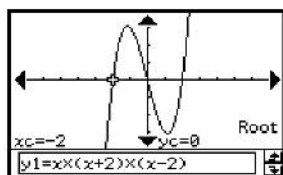


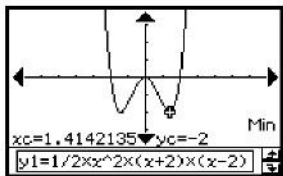
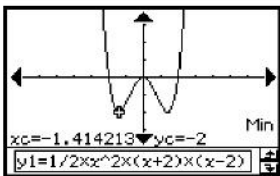


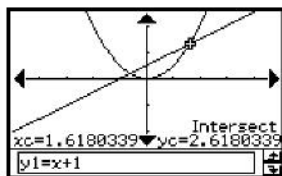
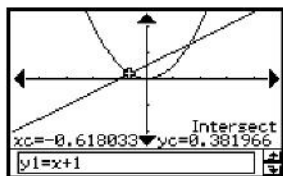
ESC

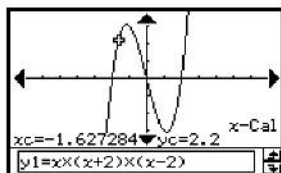
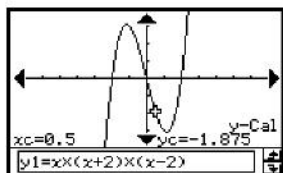








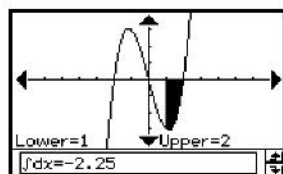


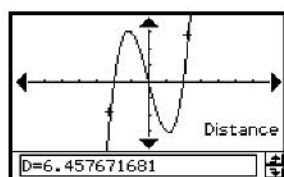


Enter Value ✕

Lower:

Upper:





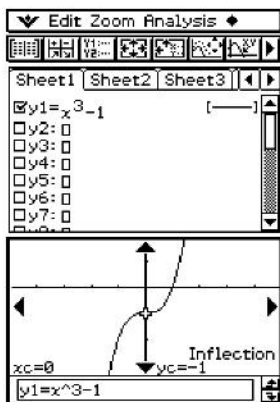
Enter Value [X]

x1:

y1:

x2:

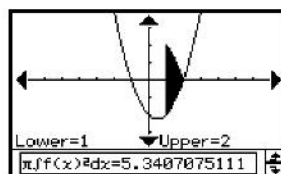
y2:



Enter Value ✕

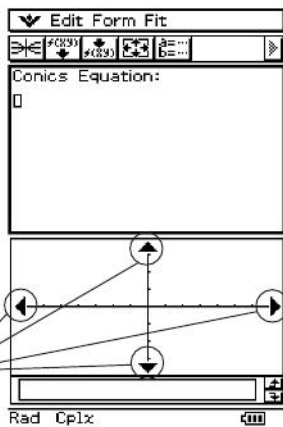
Lower:

Upper:




4










Rad Real 



<input type="radio"/> $X=A(V-K)^2+H$		
<input type="radio"/> $X=AV^2+BV+C$		
<input type="radio"/> $Y=A(X-H)^2+K$		
<input type="radio"/> $Y=AX^2+BX+C$		
<input type="radio"/> $(X-H)^2+(Y-K)^2=R^2$		
<input type="radio"/> $AX^2+AY^2+BX+CV+D=0$		
<input type="radio"/> $\frac{(X-H)^2}{A^2} + \frac{(Y-K)^2}{B^2} = 1$		
<input type="radio"/> $\frac{(X-H)^2}{A^2} - \frac{(Y-K)^2}{B^2} = 1$		
<input type="radio"/> $\frac{(Y-K)^2}{A^2} - \frac{(X-H)^2}{B^2} = 1$		
<input type="radio"/> $AX^2+BX+CY^2+DX+EY+F=0$		

Select Conics Form ✕

$X=A(Y-K)^2+H$
 $X=AY^2+BY+C$
 $Y=A(X-H)^2+K$
 $Y=AX^2+BX+C$
 $(X-H)^2+(Y-K)^2=R^2$
 $AX^2+AY^2+BX+CY+D=0$
 $\frac{(X-H)^2}{A^2} + \frac{(Y-K)^2}{B^2} = 1$
 $\frac{(X-H)^2}{A^2} - \frac{(Y-K)^2}{B^2} = 1$
 $\frac{(Y-K)^2}{A^2} - \frac{(X-H)^2}{B^2} = 1$
 $AX^2+BX+CY^2+DX+EY+F=0$



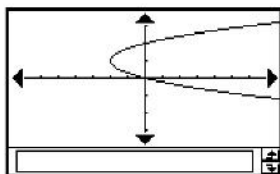
Edit Form Fit

Conics Equation:

$$x=A \cdot (y-K)^2+H$$

Edit Form Fit

Conics Equation:

$$x=2 \cdot (y-1)^2-2$$




▼ Edit Form Fit

☐ ↻ ↺ ↻ ↺ ↻ ↺

Conics Equation:

☐

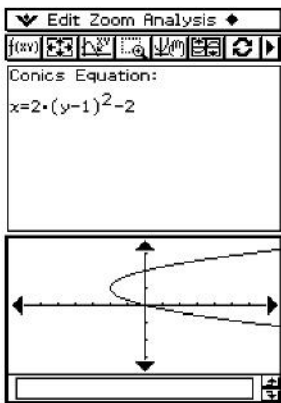


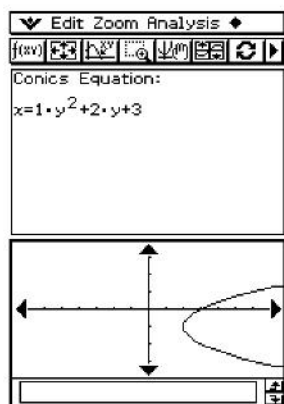
Conics Equation:

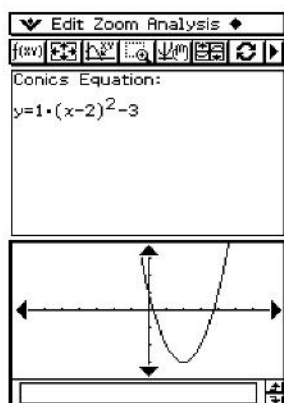
$$\frac{(x-1)^2}{2^2} + (y-2)^2 = \frac{x^2}{4}$$

Conics Equation:

$$x = 2 \cdot y^2 - 8 \cdot y + \frac{17}{2}$$












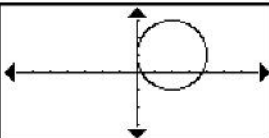





▼ Edit Zoom Analysis ▾

f(x,y)       

Conics Equation:
 $(x-2)^2+(y-1)^2=2^2$







▼ Edit Zoom Analysis ◆

f(x,y)

Conics Equation:
 $1 \cdot x^2 + 1 \cdot y^2 + 4 \cdot x - 6 \cdot y + 9 = 0$

●

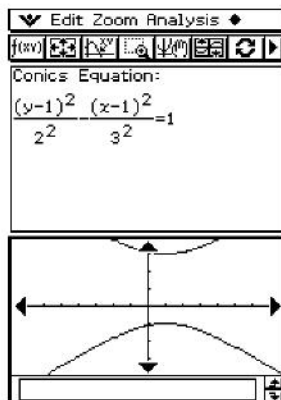
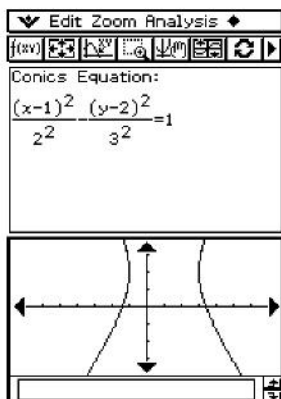
Edit Zoom Analysis

(w) ↺ ↻ ↶ ↷ ↺ ↻

Conics Equation:

$$\frac{(x-1)^2}{2^2} + \frac{(y-2)^2}{3^2} = 1$$



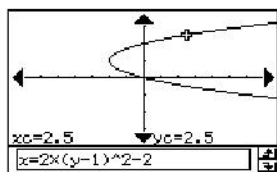




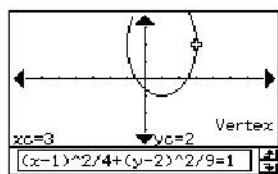
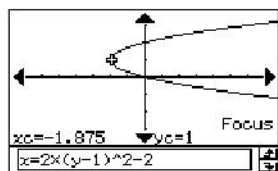
▼ Edit Zoom Analysis ◆

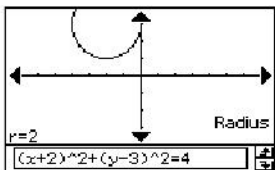
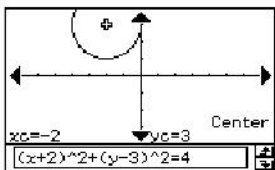
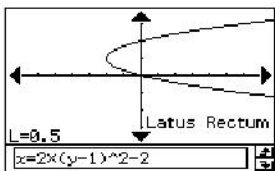
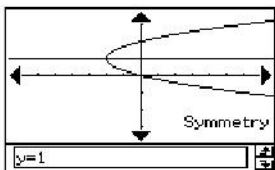
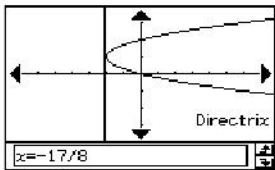
f(x,y)

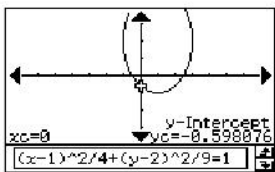
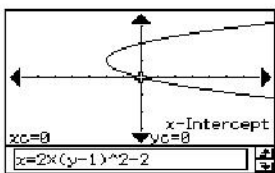
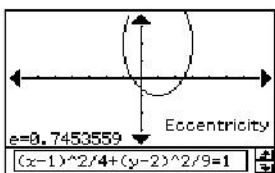
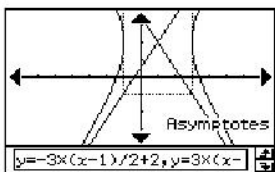
Conics Equation:
 $x^2 + 4 \cdot x \cdot y + 1 \cdot y^2 - 6 \cdot x + 6 \cdot y + 4 = 0$



ESC



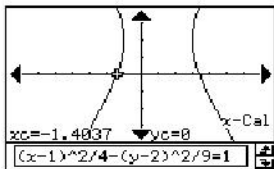






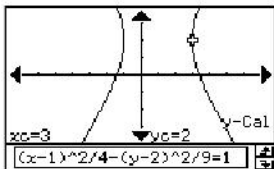
Enter Value ✕

y-value:



Enter Value ✕

x-value:



5

5





▼ Edit Zoom Analysis ◆

z1: z2: z3: z4: z5: z6: z7: z8: z9: z10: z11: z12: z13: z14: z15: z16: z17: z18: z19: z20: z21: z22: z23: z24: z25: z26: z27: z28: z29: z30: z31: z32: z33: z34: z35: z36: z37: z38: z39: z40: z41: z42: z43: z44: z45: z46: z47: z48: z49: z50: z51: z52: z53: z54: z55: z56: z57: z58: z59: z60: z61: z62: z63: z64: z65: z66: z67: z68: z69: z70: z71: z72: z73: z74: z75: z76: z77: z78: z79: z80: z81: z82: z83: z84: z85: z86: z87: z88: z89: z90: z91: z92: z93: z94: z95: z96: z97: z98: z99: z100: z101: z102: z103: z104: z105: z106: z107: z108: z109: z110: z111: z112: z113: z114: z115: z116: z117: z118: z119: z120: z121: z122: z123: z124: z125: z126: z127: z128: z129: z130: z131: z132: z133: z134: z135: z136: z137: z138: z139: z140: z141: z142: z143: z144: z145: z146: z147: z148: z149: z150: z151: z152: z153: z154: z155: z156: z157: z158: z159: z160: z161: z162: z163: z164: z165: z166: z167: z168: z169: z170: z171: z172: z173: z174: z175: z176: z177: z178: z179: z180: z181: z182: z183: z184: z185: z186: z187: z188: z189: z190: z191: z192: z193: z194: z195: z196: z197: z198: z199: z200: z201: z202: z203: z204: z205: z206: z207: z208: z209: z210: z211: z212: z213: z214: z215: z216: z217: z218: z219: z220: z221: z222: z223: z224: z225: z226: z227: z228: z229: z230: z231: z232: z233: z234: z235: z236: z237: z238: z239: z240: z241: z242: z243: z244: z245: z246: z247: z248: z249: z250: z251: z252: z253: z254: z255: z256: z257: z258: z259: z260: z261: z262: z263: z264: z265: z266: z267: z268: z269: z270: z271: z272: z273: z274: z275: z276: z277: z278: z279: z280: z281: z282: z283: z284: z285: z286: z287: z288: z289: z290: z291: z292: z293: z294: z295: z296: z297: z298: z299: z300: z301: z302: z303: z304: z305: z306: z307: z308: z309: z310: z311: z312: z313: z314: z315: z316: z317: z318: z319: z320: z321: z322: z323: z324: z325: z326: z327: z328: z329: z330: z331: z332: z333: z334: z335: z336: z337: z338: z339: z340: z341: z342: z343: z344: z345: z346: z347: z348: z349: z350: z351: z352: z353: z354: z355: z356: z357: z358: z359: z360: z361: z362: z363: z364: z365: z366: z367: z368: z369: z370: z371: z372: z373: z374: z375: z376: z377: z378: z379: z380: z381: z382: z383: z384: z385: z386: z387: z388: z389: z390: z391: z392: z393: z394: z395: z396: z397: z398: z399: z400: z401: z402: z403: z404: z405: z406: z407: z408: z409: z410: z411: z412: z413: z414: z415: z416: z417: z418: z419: z420: z421: z422: z423: z424: z425: z426: z427: z428: z429: z430: z431: z432: z433: z434: z435: z436: z437: z438: z439: z440: z441: z442: z443: z444: z445: z446: z447: z448: z449: z450: z451: z452: z453: z454: z455: z456: z457: z458: z459: z460: z461: z462: z463: z464: z465: z466: z467: z468: z469: z470: z471: z472: z473: z474: z475: z476: z477: z478: z479: z480: z481: z482: z483: z484: z485: z486: z487: z488: z489: z490: z491: z492: z493: z494: z495: z496: z497: z498: z499: z500: z501: z502: z503: z504: z505: z506: z507: z508: z509: z510: z511: z512: z513: z514: z515: z516: z517: z518: z519: z520: z521: z522: z523: z524: z525: z526: z527: z528: z529: z530: z531: z532: z533: z534: z535: z536: z537: z538: z539: z540: z541: z542: z543: z544: z545: z546: z547: z548: z549: z550: z551: z552: z553: z554: z555: z556: z557: z558: z559: z560: z561: z562: z563: z564: z565: z566: z567: z568: z569: z570: z571: z572: z573: z574: z575: z576: z577: z578: z579: z580: z581: z582: z583: z584: z585: z586: z587: z588: z589: z590: z591: z592: z593: z594: z595: z596: z597: z598: z599: z600: z601: z602: z603: z604: z605: z606: z607: z608: z609: z610: z611: z612: z613: z614: z615: z616: z617: z618: z619: z620: z621: z622: z623: z624: z625: z626: z627: z628: z629: z630: z631: z632: z633: z634: z635: z636: z637: z638: z639: z640: z641: z642: z643: z644: z645: z646: z647: z648: z649: z650: z651: z652: z653: z654: z655: z656: z657: z658: z659: z660: z661: z662: z663: z664: z665: z666: z667: z668: z669: z670: z671: z672: z673: z674: z675: z676: z677: z678: z679: z680: z681: z682: z683: z684: z685: z686: z687: z688: z689: z690: z691: z692: z693: z694: z695: z696: z697: z698: z699: z700: z701: z702: z703: z704: z705: z706: z707: z708: z709: z710: z711: z712: z713: z714: z715: z716: z717: z718: z719: z720: z721: z722: z723: z724: z725: z726: z727: z728: z729: z730: z731: z732: z733: z734: z735: z736: z737: z738: z739: z740: z741: z742: z743: z744: z745: z746: z747: z748: z749: z750: z751: z752: z753: z754: z755: z756: z757: z758: z759: z760: z761: z762: z763: z764: z765: z766: z767: z768: z769: z770: z771: z772: z773: z774: z775: z776: z777: z778: z779: z780: z781: z782: z783: z784: z785: z786: z787: z788: z789: z790: z791: z792: z793: z794: z795: z796: z797: z798: z799: z800: z801: z802: z803: z804: z805: z806: z807: z808: z809: z810: z811: z812: z813: z814: z815: z816: z817: z818: z819: z820: z821: z822: z823: z824: z825: z826: z827: z828: z829: z830: z831: z832: z833: z834: z835: z836: z837: z838: z839: z840: z841: z842: z843: z844: z845: z846: z847: z848: z849: z850: z851: z852: z853: z854: z855: z856: z857: z858: z859: z860: z861: z862: z863: z864: z865: z866: z867: z868: z869: z870: z871: z872: z873: z874: z875: z876: z877: z878: z879: z880: z881: z882: z883: z884: z885: z886: z887: z888: z889: z890: z891: z892: z893: z894: z895: z896: z897: z898: z899: z900: z901: z902: z903: z904: z905: z906: z907: z908: z909: z910: z911: z912: z913: z914: z915: z916: z917: z918: z919: z920: z921: z922: z923: z924: z925: z926: z927: z928: z929: z930: z931: z932: z933: z934: z935: z936: z937: z938: z939: z940: z941: z942: z943: z944: z945: z946: z947: z948: z949: z950: z951: z952: z953: z954: z955: z956: z957: z958: z959: z960: z961: z962: z963: z964: z965: z966: z967: z968: z969: z970: z971: z972: z973: z974: z975: z976: z977: z978: z979: z980: z981: z982: z983: z984: z985: z986: z987: z988: z989: z990: z991: z992: z993: z994: z995: z996: z997: z998: z999: z1000

Sheet1 | Sheet2 | Sheet3 | ◀ ▶

Oz1= $x+y$
Oz2= x^2+y^2
Oz3= $\sin(x)+\cos(y)$
Oz4:
Oz5:
Oz6:
Oz7:
Oz8:

z3= $\sin(x)+\cos(y)$

Rad Cplx












Rad Real 







▼ Edit Sheet

Sheet1 Sheet2 Sheet3

@z1=x²+y²

Oz2:

Oz3:

Oz4:

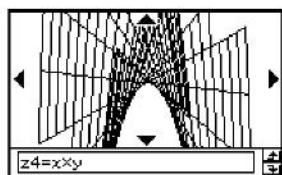
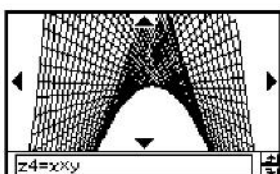
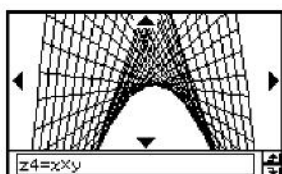
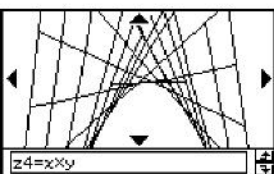
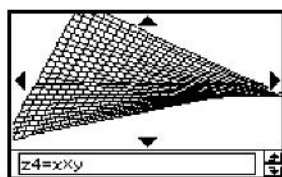
Oz5:

Oz6:

Oz7:

Oz8:

z1=x²+y²





⊙

▼ Edit Zoom Analysis ◆

z1: z2: z3: z4: z5: z6: [Icons]

Sheet1 | Sheet2 | Sheet3 | [Navigation]

Oz1 = x.y

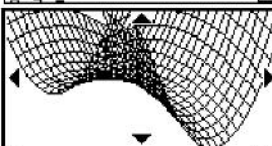
⊙ z2 = $\frac{x^2}{2} - \frac{y^2}{8}$

Oz3:

Oz4:

Oz5:

Oz6:

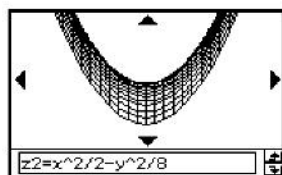
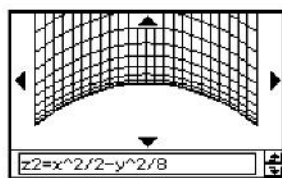


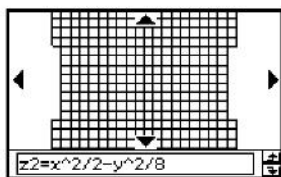
z2 = $x^2/2 - y^2/8$ [Zoom]



Sheet1	Sheet2	Sheet3	◀▶
Oz1=x+y			
Oz2= x^2+y^2			
Oz3=sin(x)+cos(y)			
Oz4: □			
Oz5: □			
Oz6: □			
Oz7: □			
Oz8: □			

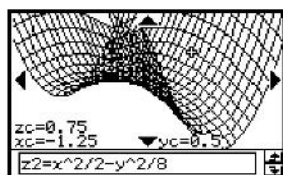








ESC



ESC




▼ Edit Zoom Analysis ◆

z1: z2: z3: z4: z5: z6: [Icons]

Sheet1 | Sheet2 | Sheet3 | [Navigation]

Oz1 = $x \cdot y$
 Oz2 = $\frac{x^2}{2} - \frac{y^2}{8}$
 Oz3 = $x^2 + y^2$
 Oz4:
 Oz5:
 Oz6:



zC=8
 xC=2 ▼ yC=2 z-Cal

z3 = $x^2 + y^2$

ESC

6



▼ Edit Graph

Recursive Explicit

$a_{n+1} = 2 \cdot a_n$
 $a_0 = 2.5$

$b_{n+1} = 0$
 $b_0 = 0$

$c_{n+1} = 0$
 $c_0 = 0$

$a_{n+1} = 2 \times a_n$

n	a_n	Quot
1	5	Undef..
2	10	2
3	20	2
4	40	2
5	80	2

5

Rad Cplx














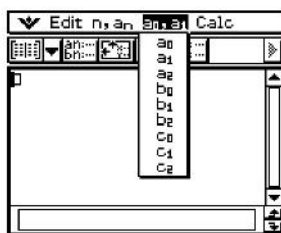
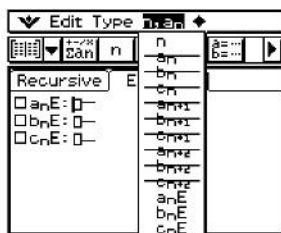






Rad Real 







▼ Edit Graph ◆

Recursive | Explicit

$a_{n+2} = a_{n+1} + a_n$
 $a_1 = 1$
 $a_2 = 1$

$b_{n+2} = 0$
 $b_1 = 0$
 $b_2 = 0$

$c_{n+2} = 0$
 $c_1 = 0$

n	a_n	Sum
1	1	Und...
2	1	2
3	2	3
4	3	6
5	5	10

1



▼ Edit Graph ◆

Recursive | Explicit

$a_n E = n^2 - 2$

$b_n E = 0$

$c_n E = 0$

n	$a_n E$
1	-1
2	2
3	7
4	14
5	23

1

▼ Edit Graph ◆

Recursive | Explicit

$a_{n+1} = a_n + 3$
 $a_1 = 1$

$b_{n+1} = 0$
 $b_1 = 0$

$c_{n+1} = 0$
 $c_1 = 0$

n	a_n	Dfrnce
1	1	Und...
2	4	3
3	7	3
4	10	3
5	13	3

1



Edit Graph

Recursive | Explicit

$a_{n+1} = 3 \cdot a_n$
 $a_1 = 2$

$b_{n+1} = 0$
 $b_1 = 0$

$c_{n+1} = 0$
 $c_1 = 0$

n	a_n	Quot
1	2	Und...
2	6	3
3	18	3
4	54	3
5	162	3

1

Edit Graph

Recursive | Explicit

$a_{n+1} = 2 \cdot a_n + 2$
 $a_1 = 3$

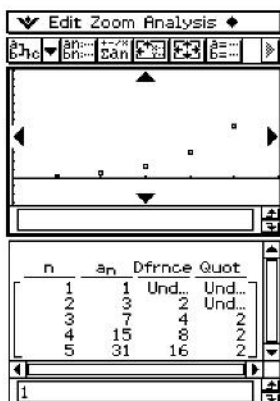
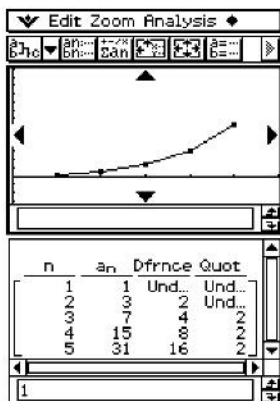
$b_{n+1} = 0$
 $b_1 = 0$

$c_{n+1} = 0$
 $c_1 = 0$

n	a_n	Dfrnce	Quot
1	3	Und...	Und...
2	8	5	Und...
3	18	10	2
4	38	20	2
5	78	40	2

1





▼ Edit n, a_n, a_0, a_1 Calc

$a_{n+1} = 0$
 $a_0 = 0$

$b_{n+1} = 0$
 $b_0 = 0$

$c_{n+1} = 0$
 $c_0 = 0$

Recursive Explicit

rSolve($a_{n+1}=a_n+2, a_1=1$)
{ $a_n=2 \cdot (n-1)+1$ }



▼ Edit n, a_n, a_0, a_1 Calc

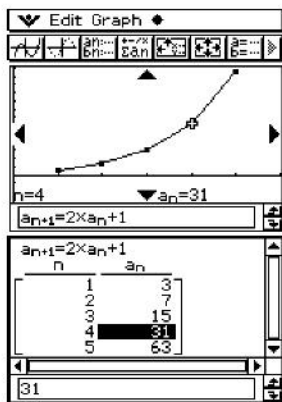
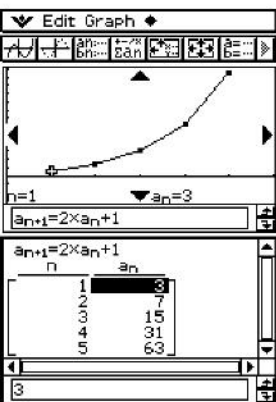
$a_n =$ $b_n =$ $a =$ $b =$

Recursive Explicit

$a_n E: 0$
 $b_n E: 0$
 $c_n E: 0$

$\Sigma(n^2+2n-1, n, 2, 10)$ 483









▼ Edit Calc SetGraph

	list1	list2	list3
1	56	1	187
2	56	2	75
3	56	4	124
4	56	8	87
5	48	16	228
6			
7			
8			
9			
10			
11			
12			
13			
14			
15			
16			

Cal ▶

[6] = 56

Rad Auto Standard










Rad Auto Standard 













	list1	list2	list3	
1	130	33333		
2	171	"abcd"		
3	159	Undef..		
4	144	999		
5	66	>		
Cal ▶				
◀ ▶				
[5]	=	26]





	list1	list2	list3
1	1		
2	2		
3	3		
4			
5			
Cal	"C1,2..."		
Cal=	<1,2,3>		

	list1	list2	list3
1	1		
2	2		
3	3		
4			
5			
Cal	"C1,2..."		
Cal=	<1,2,3>		

	list1	list2	list3
1	1	2	
2	2	4	
3	3	6	
4			
5			
Cal	"C1,2..."list1..."		
Cal=	list1×2		











Set StatGraphs [X]

StatGraph1 | StatGraph [left arrow]

Draw: On Off

Type: Scatter [v]

XList: list1 [v]

YList: list2 [v]

Freq: 1 [v]

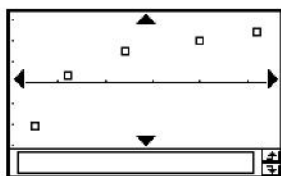
Mark: square [v]

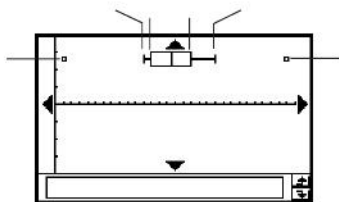
[Set] [Cancel]

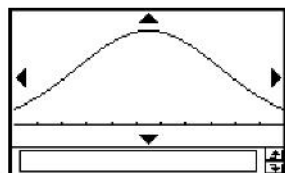




	□
	×
	■
	.



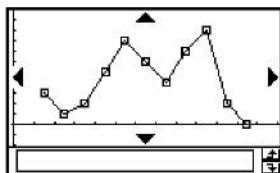




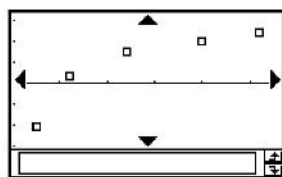
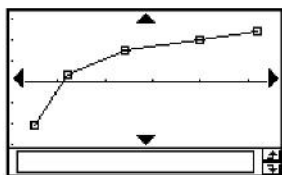
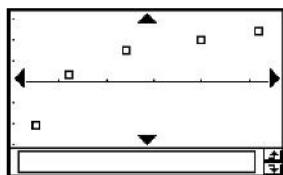
Set Interval

HStart:

HStep:







Set Calculation [X]

Logarithmic Reg

XList: list1

YList: list2

Freq: 1

Copy Formula: Off

Residual Calc: Off

OK Cancel

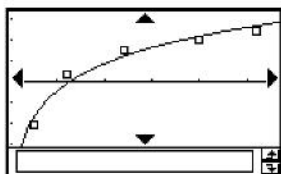
Stat Calculation [X]

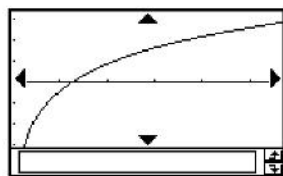
Logarithmic Reg

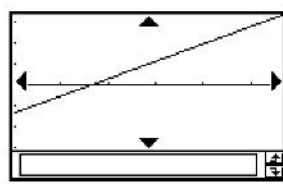
$y = a + b \cdot \ln(x)$

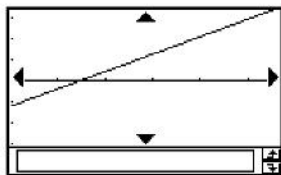
a	= -0.454684
b	= 1.8747585
r	= 0.9821627
r ²	= 0.9646436
MSe	= 0.1549553

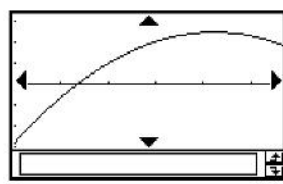
OK



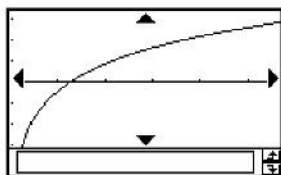


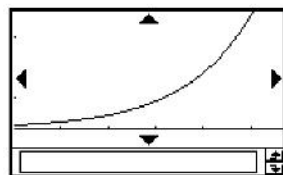


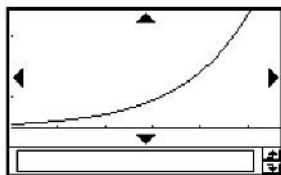


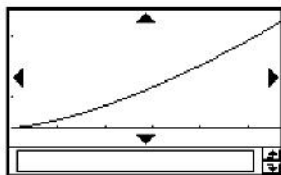


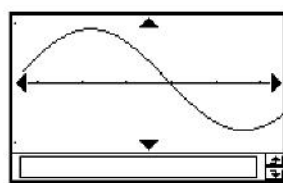


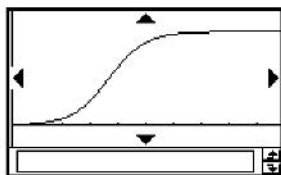




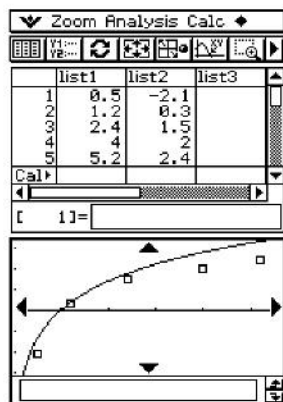






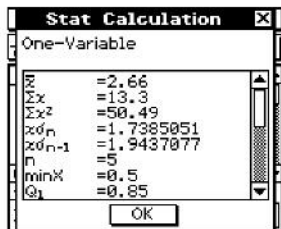


— (—)



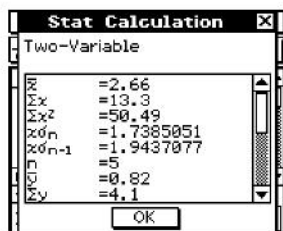






A screenshot of a 'Stat Calculation' dialog box from a calculator. The dialog box has a title bar with 'Stat Calculation' and a close button. Below the title bar, it says 'One-Variable'. The main area contains a list of statistical measures and their values. At the bottom, there is an 'OK' button.

Statistical Measure	Value
\bar{x}	=2.66
Σx	=13.3
Σx^2	=50.49
x_{0n}	=1.7385051
x_{0n-1}	=1.9437077
n	=5
minX	=0.5
Q_1	=0.85



A screenshot of a 'Stat Calculation' dialog box. The title bar reads 'Stat Calculation' with a close button. The main area is titled 'Two-Variable' and contains a list of statistical results. At the bottom, there is an 'OK' button.

Stat	Value
\bar{x}	=2,66
Σx	=13,3
Σx^2	=50,49
σ_n	=1,7385051
σ_{n-1}	=1,9437077
n	=5
\bar{y}	=0,82
Σy	=4,1







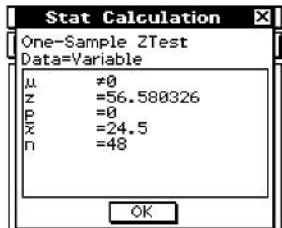
▼ Edit Calc SetGraph

	list1	list2	>	-
1	0.5	2.1		
2	1.2	0.3		
3	2.4	1.5		
4	4	2		
5	5.2	1		
Cal▶				
list=	residual			





ztestone	N
OneSampleZTest "z", 0, 3, 24	
.5, 48	
DispStat	

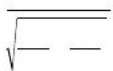


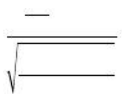


hyp N
{1,1,1,1,2,2,2,2}→list1
{1,1,2,2,1,1,2,2}→list2
{113,116,139,132,133,131,
126,122}→list3
TwoWayANOVA list1,list2,lis
t3
DispStat
|

Stat Calculation	
Two-Way ANOVA	
A df	1
A MS	=18
A SS	=18
A F	=1.8461538
A p	=0.2458019
B df	=1
B MS	=84.5
B SS	=84.5
OK	









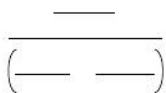
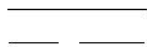

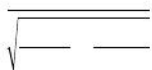
$$\sqrt{\frac{-b \pm \sqrt{b^2 - 4ac}}{2a}}$$





$$\frac{\quad}{\sqrt{\quad}}$$









$\sqrt{\quad}$





$$\frac{\ell}{\ell}$$

$$\ell \underline{\hspace{2cm}}$$















$$\left(\frac{-}{-}\right)_{\sqrt{=}}$$

$$\left(\frac{-}{-}\right)_{\sqrt{=}}$$





$$(-)\sqrt{- -}$$

$$(-)\sqrt{- -}$$





$$\begin{aligned} & - (-)\sqrt{-((- -))} \\ & - (-)\sqrt{-((- -))} \end{aligned}$$



$$- - (-)\sqrt{\underline{-(-)} \underline{-(-)}}$$

$$- - (-)\sqrt{\underline{-(-)} \underline{-(-)}}$$





$$\left(\frac{-}{-}\right)\sqrt{-}$$

$$\left(\frac{-}{-}\right)\sqrt{-}$$





$$\begin{aligned} & (-)\sqrt{\quad} \quad (-\ -) \\ & (-)\sqrt{\quad} \quad (-\ -) \end{aligned}$$

$$\begin{aligned} & (-)\sqrt{\overline{\quad\quad}} \\ & (-)\sqrt{\overline{\quad\quad}} \end{aligned}$$

$$\begin{array}{c} \overline{\quad\quad} \\ \overline{\quad\quad} \end{array}$$

$$\begin{array}{c} \overline{\quad\quad} \\ \overline{\overline{\quad\quad}} \end{array}$$











$\sqrt{\quad}$



$$p = \frac{1}{\sqrt{2\pi}\sigma} \int_a^b e^{-\frac{(x-\mu)^2}{2\sigma^2}} dx$$



$$\int_{-}^{\alpha} f(x) dx = p$$

$$\int_{\alpha}^{+\infty} f(x) dx = p$$

$$\int_{\alpha}^{\beta} f(x) dx = p$$



$$\frac{(-)(-)}{(-)\sqrt{-}}$$



$$\frac{(-)}{(-)\sqrt{-}} \int (-)^{-}$$



$$\frac{-}{(-)}(-)^{-} - - -$$




$$\frac{(-)}{(-)} \int - -$$



$$\frac{(-)}{(-)} \int - - (-)$$



$$\frac{(-)}{(-) (-)} (-) \int - (-) -$$





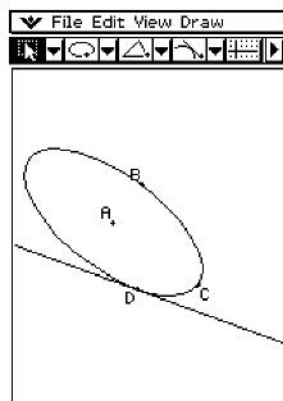
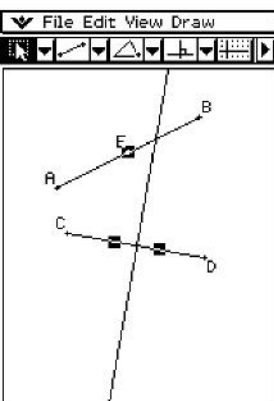
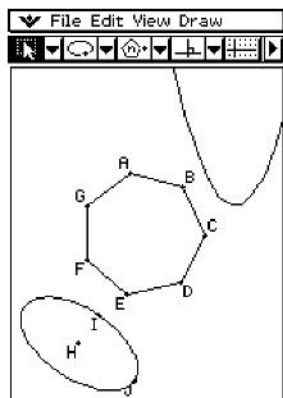
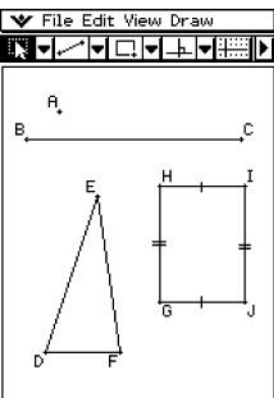


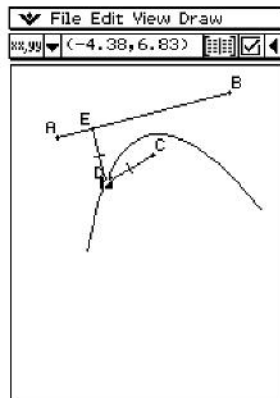
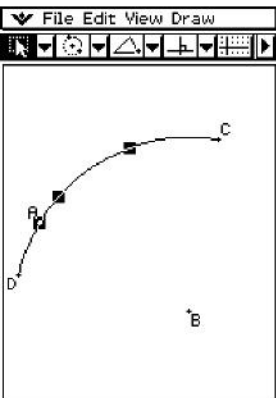
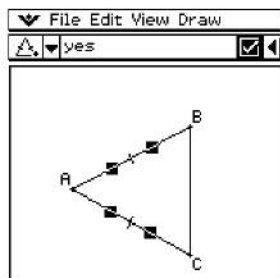
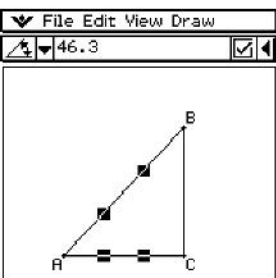




8










File Edit View Draw



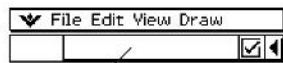


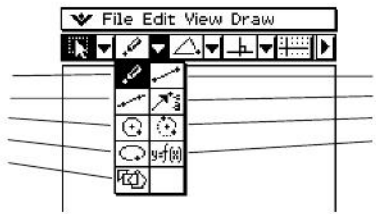
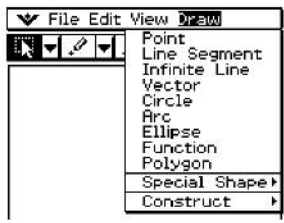


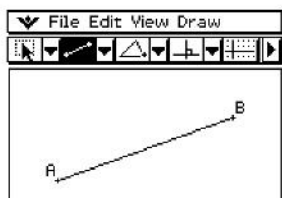

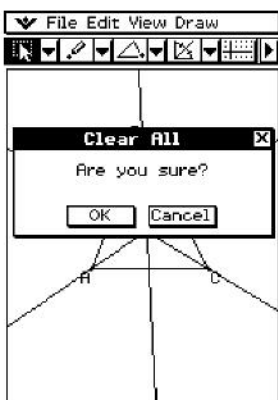
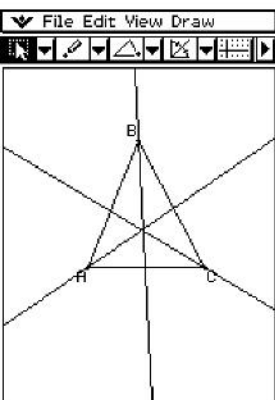
		<input type="checkbox"/>

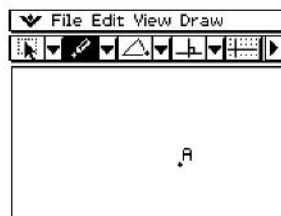
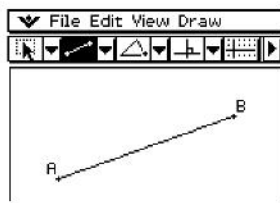
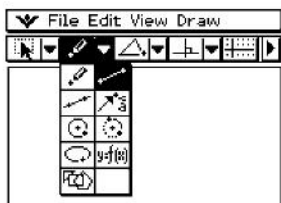


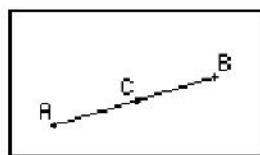
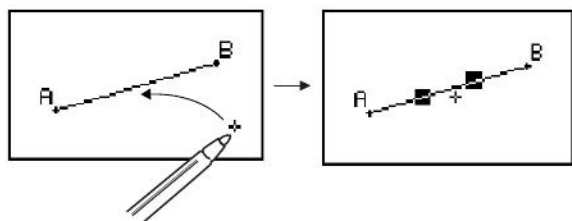


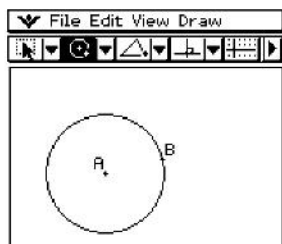
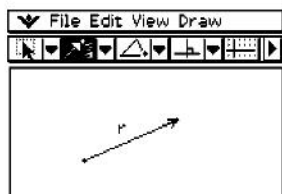
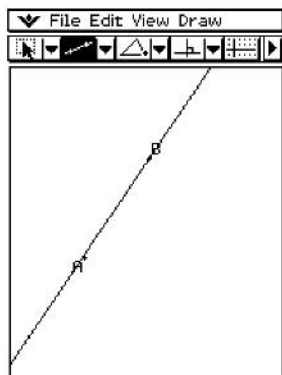


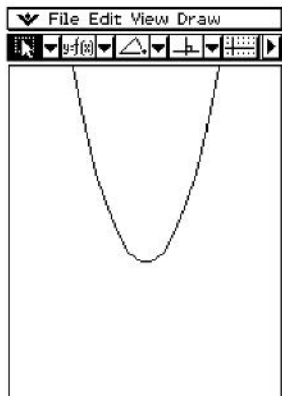
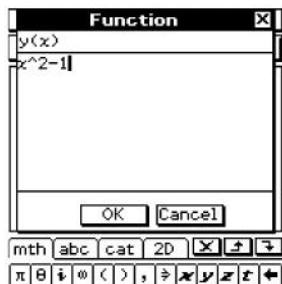
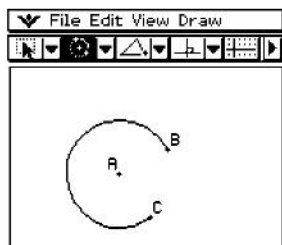


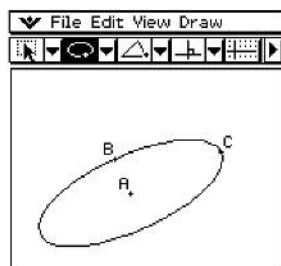
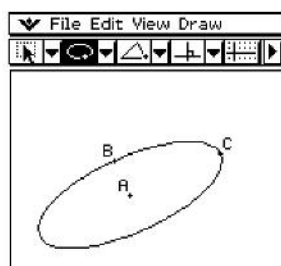


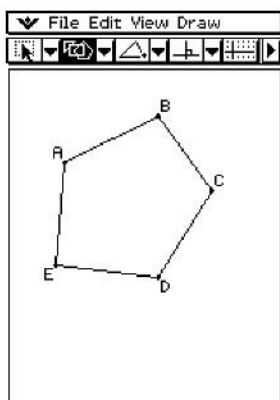
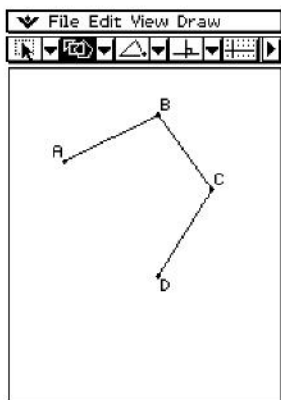


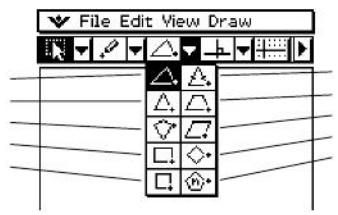
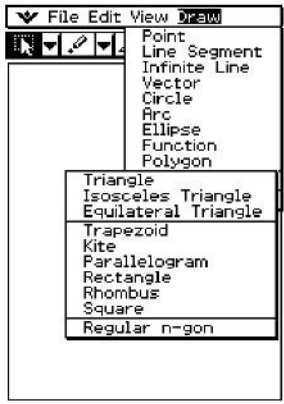


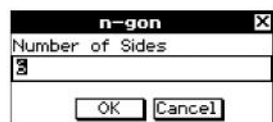
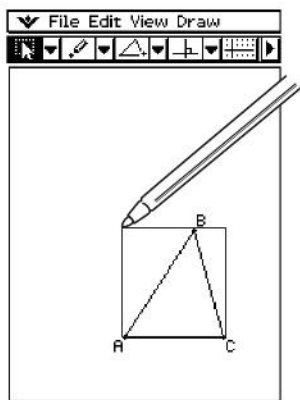
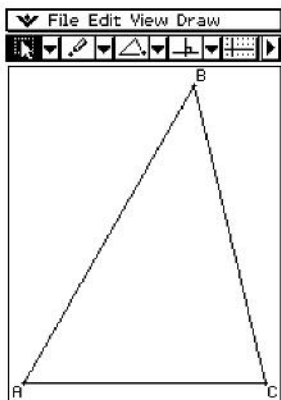


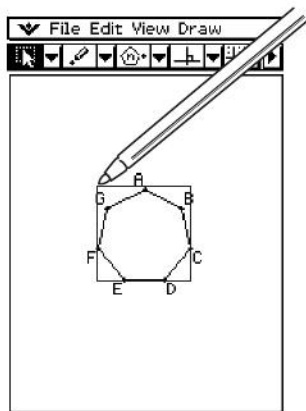
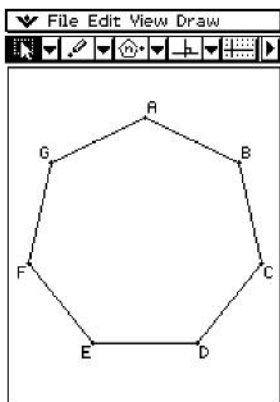


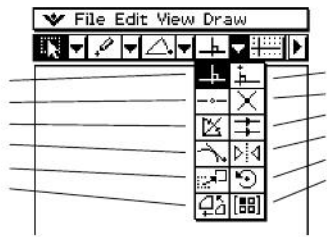
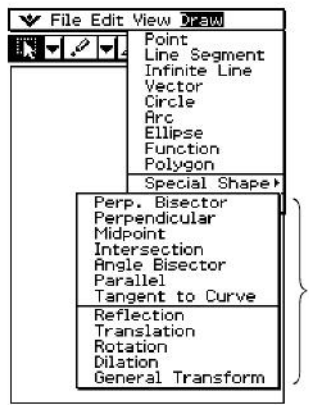


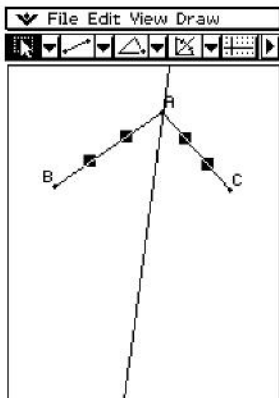
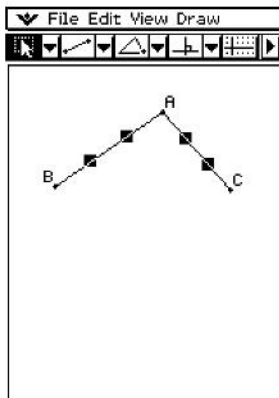
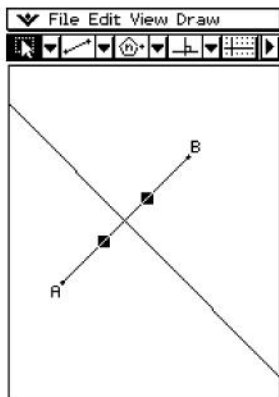
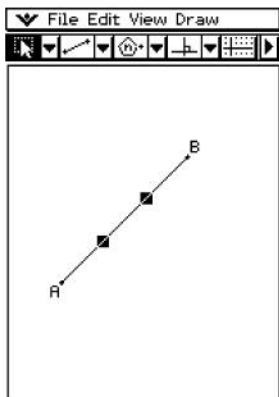


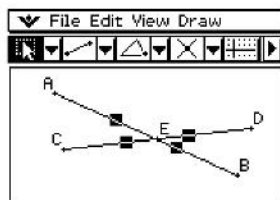
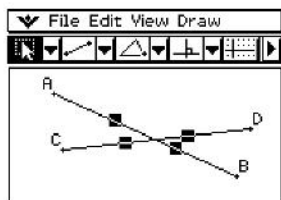
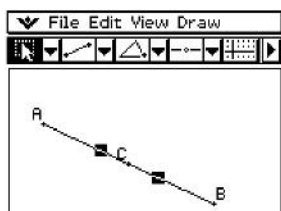


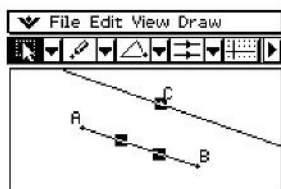
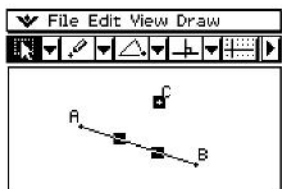
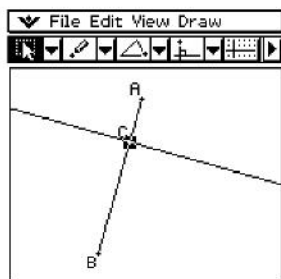
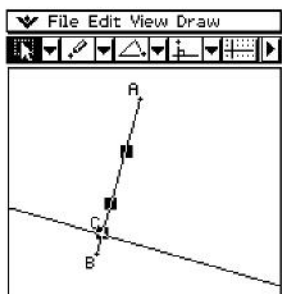


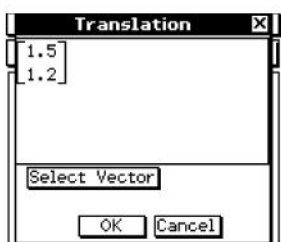
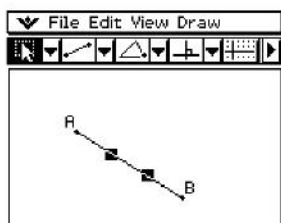
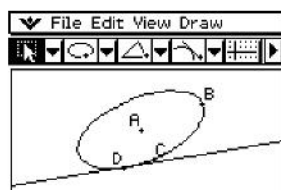
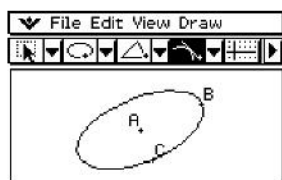


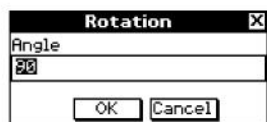
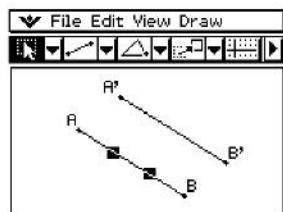


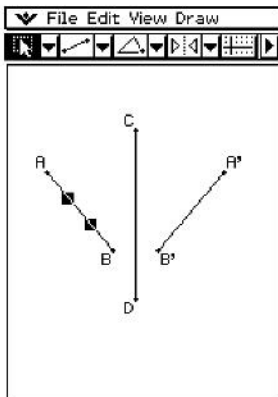
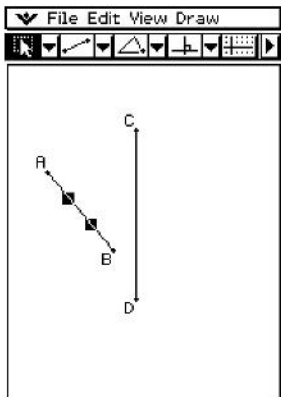
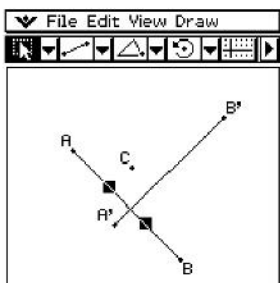














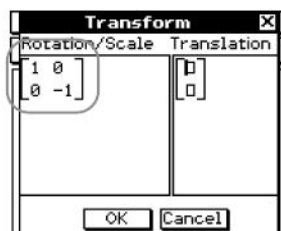
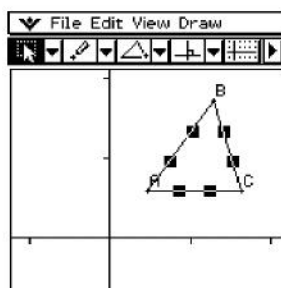
Dilation ✕

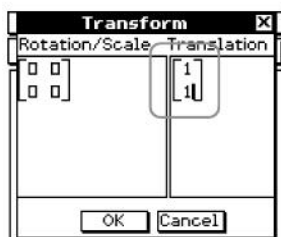
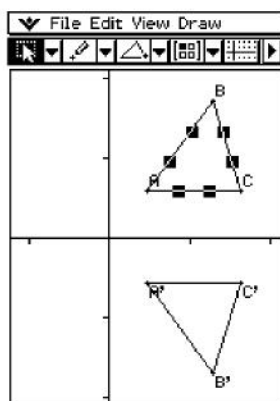
Scale

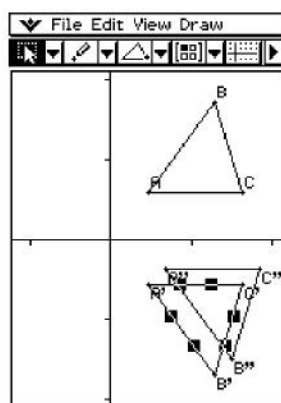
2.5

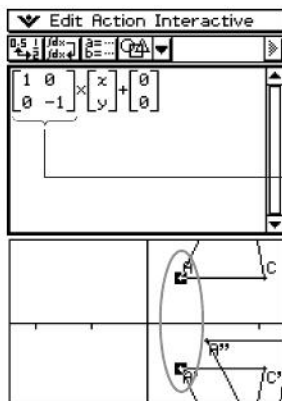
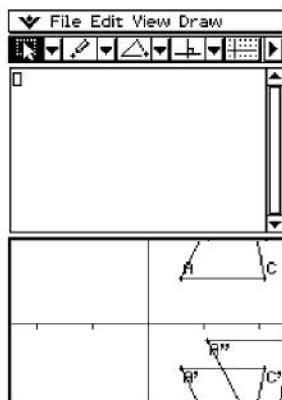
File Edit View Draw









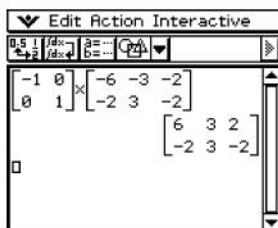
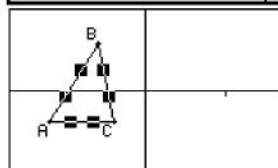
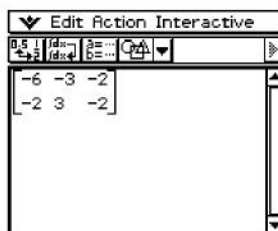
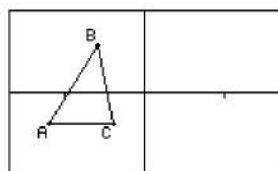


▼ Edit Action Interactive

$a = \dots$ $b = \dots$ $c = \dots$ $d = \dots$ $e = \dots$ $f = \dots$ $g = \dots$ $h = \dots$ $i = \dots$ $j = \dots$ $k = \dots$ $l = \dots$ $m = \dots$ $n = \dots$ $o = \dots$ $p = \dots$ $q = \dots$ $r = \dots$ $s = \dots$ $t = \dots$ $u = \dots$ $v = \dots$ $w = \dots$ $x = \dots$ $y = \dots$ $z = \dots$

1	0	x	$+$	1
0	1	y	$+$	1





Edit Action Interactive

0.5 | $\frac{dx}{dt}$ | $\frac{dy}{dt}$ | $a=...$ | $b=...$ | $\frac{dx}{dt}$ | $\frac{dy}{dt}$

$\begin{bmatrix} -1 & 0 \\ 0 & 1 \end{bmatrix} \times \begin{bmatrix} -6 & -3 & -2 \\ -2 & 3 & -2 \end{bmatrix}$

$\begin{bmatrix} 6 & 3 & 2 \\ -2 & 3 & -2 \end{bmatrix}$

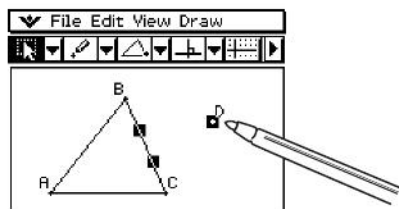
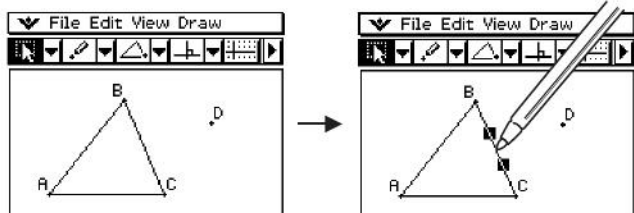


File Edit View Draw

$\begin{bmatrix} -1 & 0 \\ 0 & 1 \end{bmatrix} \times \begin{bmatrix} -6 & -3 & -2 \\ -2 & 3 & -2 \end{bmatrix}$

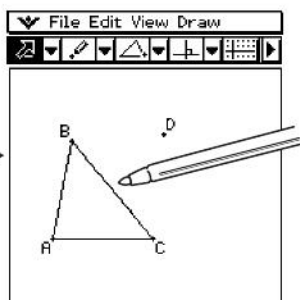
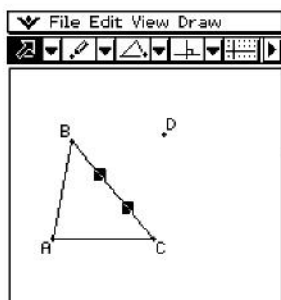
$\begin{bmatrix} 6 & 3 & 2 \\ -2 & 3 & -2 \end{bmatrix}$

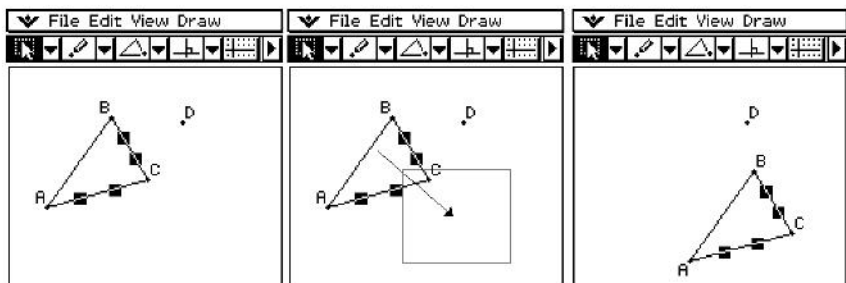


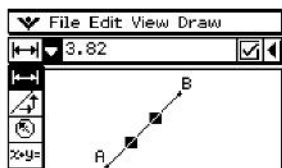
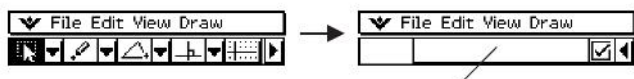








2





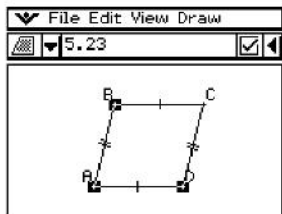


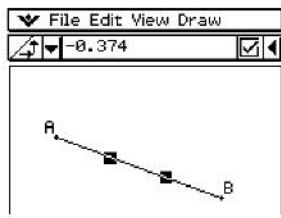
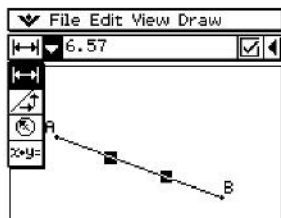
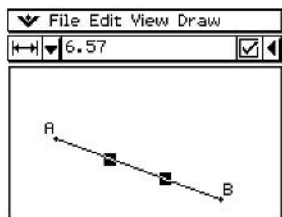
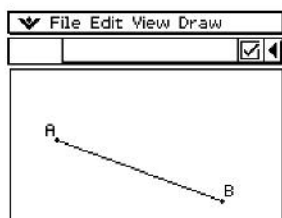
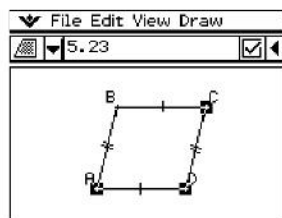


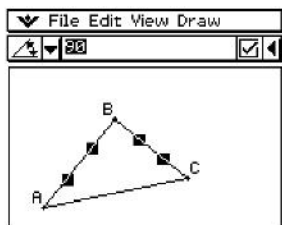
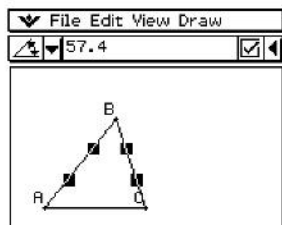
				
				
				
				

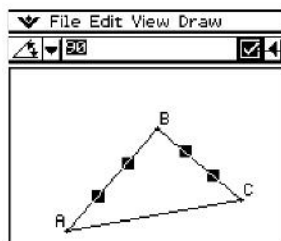














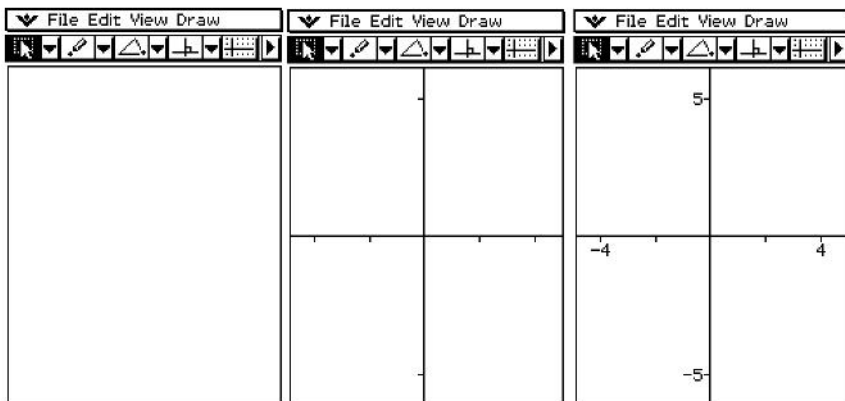
View Window [X]


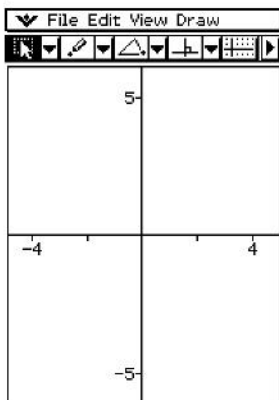
Geometry

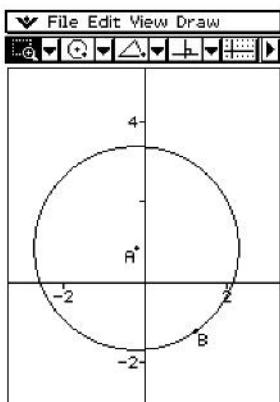
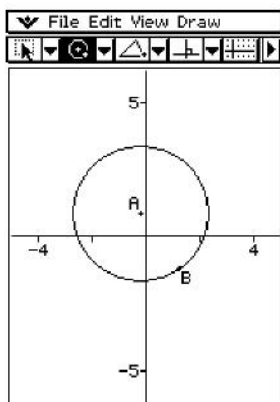
xmin:

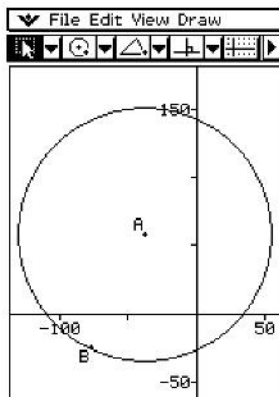
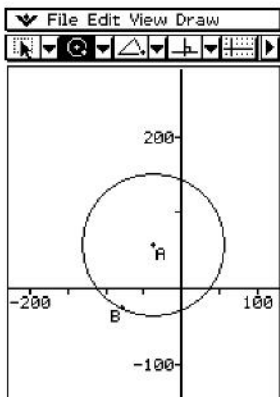
xmax:

ymid:

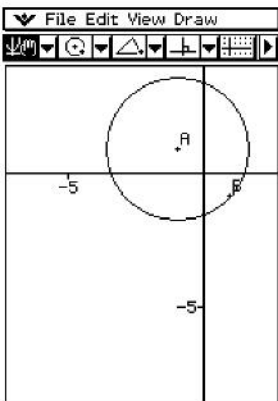
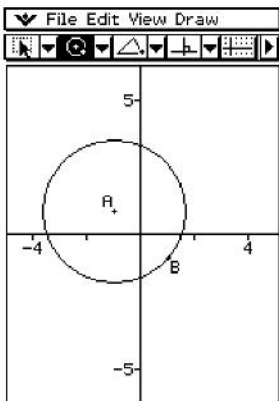


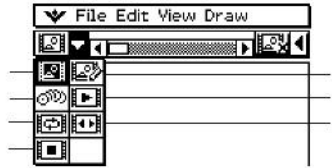
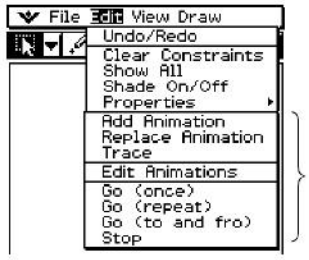


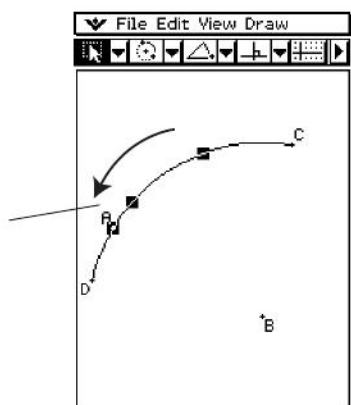
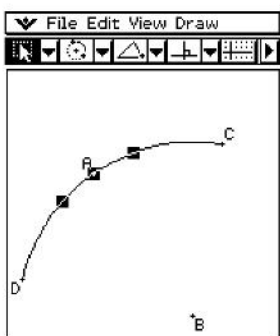
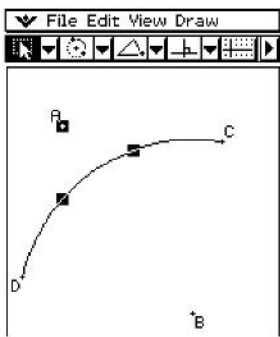


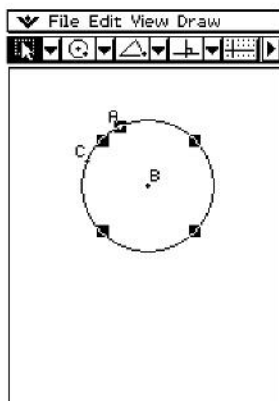
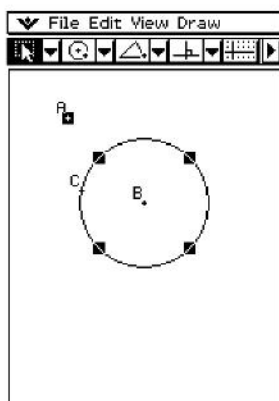


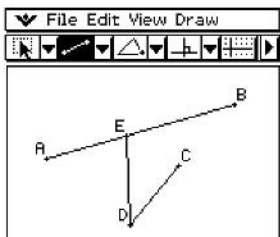
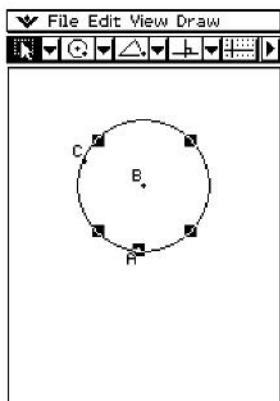


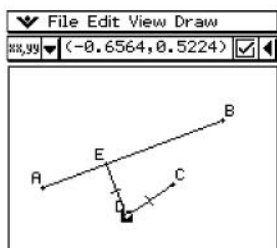
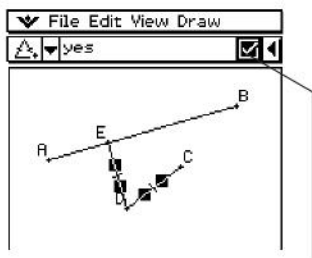
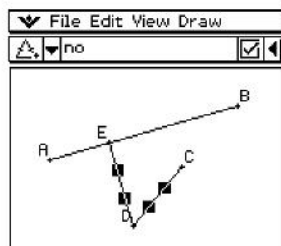
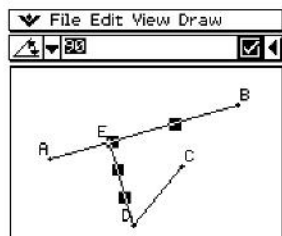


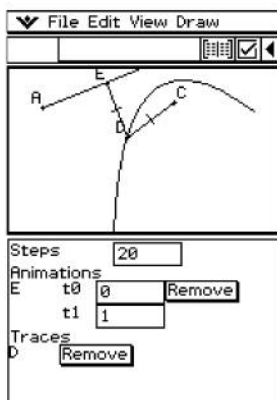
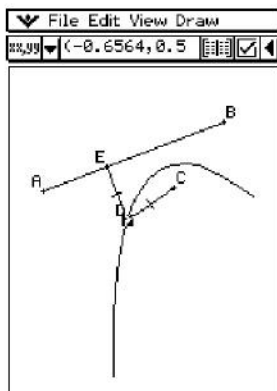


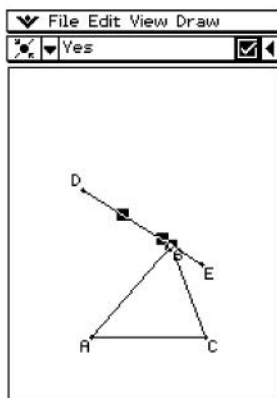
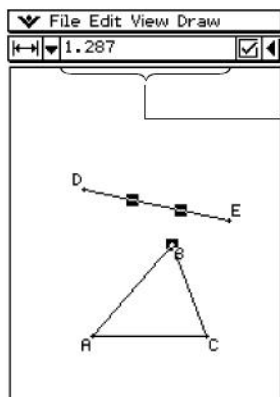


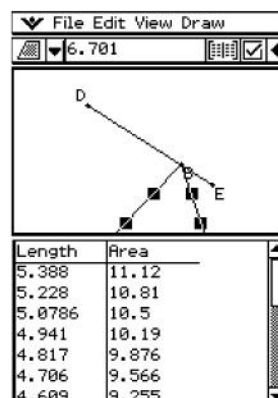
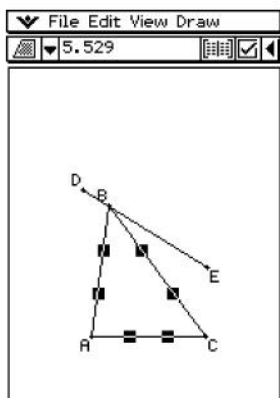
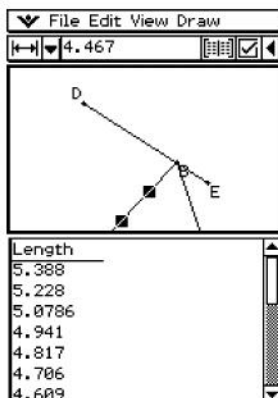
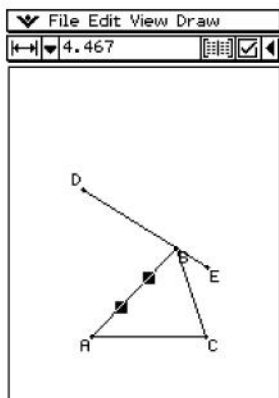


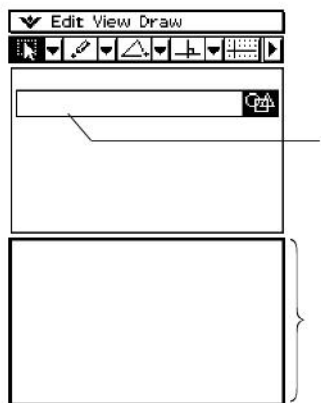


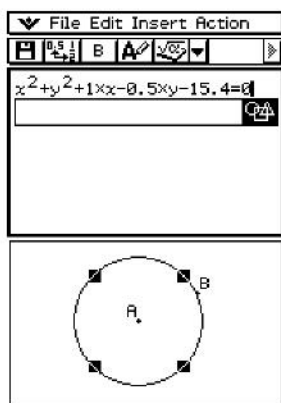
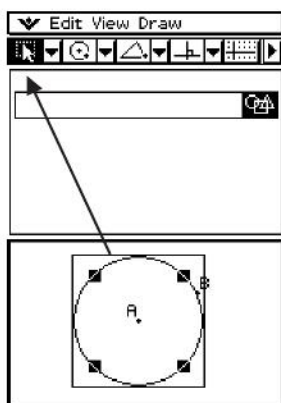


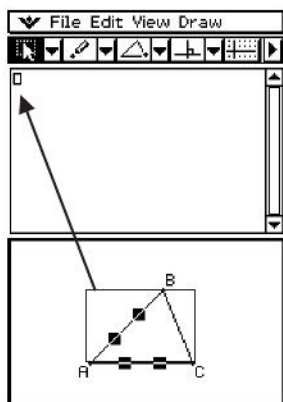













▼ Edit Action Interactive

$y = 1.017x + 1.036$
 $y = -2.55$

x, y

$\left\{ x = -\frac{3586}{1017}, y = -\frac{51}{20} \right\}$

Alg Decimal Cplx Rad $\langle \text{III} \rangle$

$(-3.53, -2.55)$ $\langle \text{III} \rangle$





8

File Edit Insert Action

$\frac{0.5}{1}$ B $\frac{0.5}{1}$ $\frac{0.5}{1}$

link test $\frac{0.5}{1}$

$8x^2+y^2-4=0$

Alg Standard Cplx Rad $\frac{0.5}{1}$



File Edit Insert Action

$\frac{0.5}{1}$ B $\frac{0.5}{1}$ $\frac{0.5}{1}$

link test $\frac{0.5}{1}$

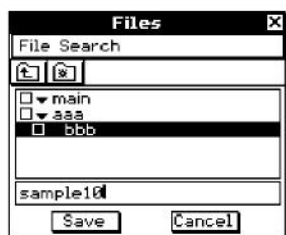
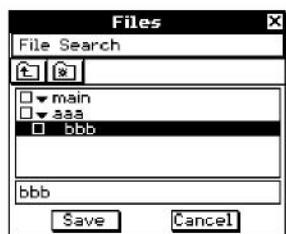
$8x^2+y^2-1=0$

Alg Standard Cplx Rad $\frac{0.5}{1}$














9





Edit Solve ▾

Solve	a=... b=...	y1=... y2=...	z1=... z2=...	√/□	▶
-------	----------------	------------------	------------------	-----	---

Equation:
 $x^3 + 4 \cdot x^2 + x - 2$

Sheet1	Sheet2	Sheet3	◀ ▶
--------	--------	--------	-----

<input checked="" type="checkbox"/> y1=	$x^3 + 4 \cdot x^2 + x - 2$	[—]	▲
<input type="checkbox"/> y2:	0		
<input type="checkbox"/> y3:	0		
<input type="checkbox"/> y4:	0		
<input type="checkbox"/> y5:	0		
<input type="checkbox"/> y6:	0		
<input type="checkbox"/> y7:	0		
<input type="checkbox"/> y8:	0		



©

▼ Edit Solve ↕

Solve $\frac{1}{2}gt^2 = h$ $\frac{1}{2}gt^2 = h$ $\frac{1}{2}gt^2 = h$ $\frac{1}{2}gt^2 = h$ $\frac{1}{2}gt^2 = h$

Equation:
 $h = v \cdot t - \frac{1}{2} \cdot g \cdot t^2$

Oh= 14
 v= 0
 Ot= 2
 Og= 9.8
 Lower= -9e+999
 Upper= 9e+999

mth abc cat 2D \times \uparrow \downarrow

a	b	c	d	e	()	,	÷	←
f	g	h	i	j	7	8	9	^	=
k	l	m	n	o	4	5	6	×	+
p	q	r	s	t	1	2	3	+	-
$\frac{1}{x}$	u	v	w		0	.	E	ans	
$\frac{1}{y}$	x	y	z						
TRIG	CALC	OPTN			↩				EXE





10



File Edit Insert Action

The parametric equations for the path of ball are...

$$x(t) = t \times v_0 \times \cos(\theta)$$

$$y(t) = t \times v_0 \times \sin(\theta) - \frac{g \times t^2}{2}$$

If a ball were thrown at a 45 degree angle at 40 feet per second, the graph of the ball's motion is...

$$g = 32 \frac{\text{ft}}{\text{sec}^2} \quad v_0 = 40 \quad \theta = 45$$

Path of a ball

$$x(t) = t \times 40 \times \cos(45)$$

$$y(t) = t \times 40 \times \sin(45) - 16t^2$$

Alg Standard Cplx Deg

Edit Zoom Analysis

graph of the ball's motion is...

$$g = 32 \frac{\text{ft}}{\text{sec}^2} \quad v_0 = 40 \quad \theta = 45$$

Path of a ball

$$x(t) = t \times 40 \times \cos(45)$$

$$y(t) = t \times 40 \times \sin(45) - 16t^2$$

Deg Cplx












	B





File Edit Insert Action

$\frac{1}{x}$ $\frac{1}{x^2}$ B $\frac{1}{x}$ $\frac{1}{x^2}$ $\frac{1}{x^3}$ $\frac{1}{x^4}$ $\frac{1}{x^5}$ $\frac{1}{x^6}$ $\frac{1}{x^7}$ $\frac{1}{x^8}$ $\frac{1}{x^9}$ $\frac{1}{x^{10}}$ $\frac{1}{x^{11}}$ $\frac{1}{x^{12}}$ $\frac{1}{x^{13}}$ $\frac{1}{x^{14}}$ $\frac{1}{x^{15}}$ $\frac{1}{x^{16}}$ $\frac{1}{x^{17}}$ $\frac{1}{x^{18}}$ $\frac{1}{x^{19}}$ $\frac{1}{x^{20}}$ $\frac{1}{x^{21}}$ $\frac{1}{x^{22}}$ $\frac{1}{x^{23}}$ $\frac{1}{x^{24}}$ $\frac{1}{x^{25}}$ $\frac{1}{x^{26}}$ $\frac{1}{x^{27}}$ $\frac{1}{x^{28}}$ $\frac{1}{x^{29}}$ $\frac{1}{x^{30}}$ $\frac{1}{x^{31}}$ $\frac{1}{x^{32}}$ $\frac{1}{x^{33}}$ $\frac{1}{x^{34}}$ $\frac{1}{x^{35}}$ $\frac{1}{x^{36}}$ $\frac{1}{x^{37}}$ $\frac{1}{x^{38}}$ $\frac{1}{x^{39}}$ $\frac{1}{x^{40}}$ $\frac{1}{x^{41}}$ $\frac{1}{x^{42}}$ $\frac{1}{x^{43}}$ $\frac{1}{x^{44}}$ $\frac{1}{x^{45}}$ $\frac{1}{x^{46}}$ $\frac{1}{x^{47}}$ $\frac{1}{x^{48}}$ $\frac{1}{x^{49}}$ $\frac{1}{x^{50}}$ $\frac{1}{x^{51}}$ $\frac{1}{x^{52}}$ $\frac{1}{x^{53}}$ $\frac{1}{x^{54}}$ $\frac{1}{x^{55}}$ $\frac{1}{x^{56}}$ $\frac{1}{x^{57}}$ $\frac{1}{x^{58}}$ $\frac{1}{x^{59}}$ $\frac{1}{x^{60}}$ $\frac{1}{x^{61}}$ $\frac{1}{x^{62}}$ $\frac{1}{x^{63}}$ $\frac{1}{x^{64}}$ $\frac{1}{x^{65}}$ $\frac{1}{x^{66}}$ $\frac{1}{x^{67}}$ $\frac{1}{x^{68}}$ $\frac{1}{x^{69}}$ $\frac{1}{x^{70}}$ $\frac{1}{x^{71}}$ $\frac{1}{x^{72}}$ $\frac{1}{x^{73}}$ $\frac{1}{x^{74}}$ $\frac{1}{x^{75}}$ $\frac{1}{x^{76}}$ $\frac{1}{x^{77}}$ $\frac{1}{x^{78}}$ $\frac{1}{x^{79}}$ $\frac{1}{x^{80}}$ $\frac{1}{x^{81}}$ $\frac{1}{x^{82}}$ $\frac{1}{x^{83}}$ $\frac{1}{x^{84}}$ $\frac{1}{x^{85}}$ $\frac{1}{x^{86}}$ $\frac{1}{x^{87}}$ $\frac{1}{x^{88}}$ $\frac{1}{x^{89}}$ $\frac{1}{x^{90}}$ $\frac{1}{x^{91}}$ $\frac{1}{x^{92}}$ $\frac{1}{x^{93}}$ $\frac{1}{x^{94}}$ $\frac{1}{x^{95}}$ $\frac{1}{x^{96}}$ $\frac{1}{x^{97}}$ $\frac{1}{x^{98}}$ $\frac{1}{x^{99}}$ $\frac{1}{x^{100}}$

Text row:
You can input text using
Text row.

Calculation row:
simplify((1+ $\sqrt{2}$)(2+ $\sqrt{2}$))
4+3 $\cdot\sqrt{2}$

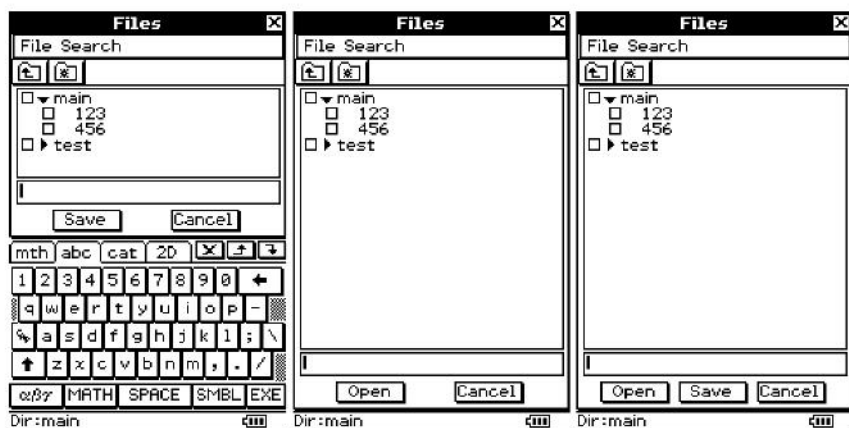
Application data strip:
Triangle sample $\frac{1}{x}$

Geometry Link row:
 $y=1.1\cdot x+1.4$

Alg Standard Cplx Rad $\frac{1}{x}$









File Edit Insert Action

$\frac{1}{x^2}$ $\frac{1}{x^3}$ B A $\sqrt{\square}$ $\sqrt[n]{\square}$

Text row:
You can input text using
Text row.

Calculation row:
simplify((1+ $\sqrt{2}$)(2+ $\sqrt{2}$))
4+3 $\cdot\sqrt{2}$

Application data strip:
Triangle sample $\frac{1}{x^2}$

Geometry Link row:
 $y=1.1 \cdot x+1.4$

Alg Standard Cplx Rad $\frac{1}{x^2}$



File Edit Insert Action

$\frac{1}{x^2}$ $\frac{1}{x^3}$ B A $\sqrt{\square}$ $\sqrt[n]{\square}$

|

B

File Edit Insert Action

B $\frac{0.5}{1}$ **B** **A** $\sqrt{\frac{0.5}{1}}$

Text input mode
Text
Text

251/3

$\frac{251}{3}$

$2x^2+3x^2+x+2x+1$

File Edit Insert Action

B $\frac{0.5}{1}$ **B** **A** $\sqrt{\frac{0.5}{1}}$

Text input mode
Text
Text

251/3

$\frac{251}{3}$

$2x^2+3x^2+x+2x+1$

B

B

B

File Edit Insert Action

B $\frac{0.5}{1}$ **B** **A** $\sqrt{\frac{0.5}{1}}$

Plain text
Bold text

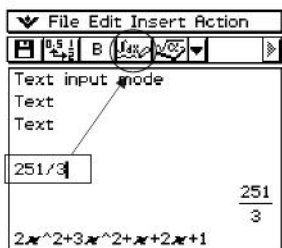
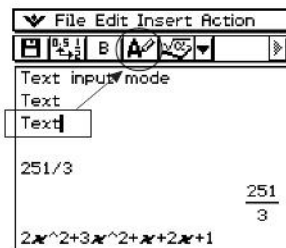
B
B

File Edit Insert Action

B $\frac{0.5}{1}$ **B** **A** $\sqrt{\frac{0.5}{1}}$

Plain text
Bold text





251/3	
	$\frac{251}{3}$
$2x^2+3x^2+x+2x+1$	
	$5 \cdot x^2+3 \cdot x+1$
\square	



File Edit Insert Action	
5 \rightarrow a	5
10 \rightarrow b	10
a+b	15
a-b	-5
a/b	$\frac{1}{2}$
\square	

File Edit Insert Action	
5 \rightarrow a	5
20 \rightarrow b	20
a+b	25
a-b	-15
a/b	$\frac{1}{4}$
\square	

Alg Standard Cplx Rad

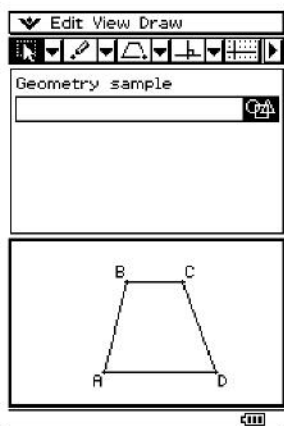

Alg Standard Cplx Rad



Example Graph







File Edit Insert Action






















Geometry sample


Trapezoid 

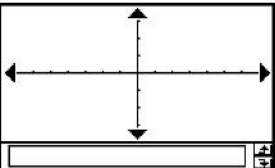
Edit Zoom Analysis












Geometry sample

Trapezoid 

Graph example 



Rad Cplx 



▼ Edit Type GMem ◆

$y_1 = \sin(x) + x$ [—] ▲
 $y_2 = x - 2$ [—] ▲
 $y_3 = 0$
 $y_4 = 0$
 $y_5 = 0$
 $y_6 = 0$
 $y_7 = 0$
 $y_8 = 0$

Rad Cplx



▼ Edit Zoom Analysis ◆

$y_1 = \sin(x) + x$ [—] ▲
 $y_2 = x - 2$ [—] ▲
 $y_3 = 0$
 $y_4 = 0$
 $y_5 = 0$
 $y_6 = 0$
 $y_7 = 0$
 $y_8 = 0$

Rad Cplx

▼ File Edit Insert Action

$\frac{0.5}{2}$ **B** \sqrt{x} $\sqrt[3]{x}$ ▼ ▶

Geometry sample

Trapezoid


Graph example

$\sin(x) + x$




▼ Edit

✂️ 📄 📁 $\frac{a}{b} = \dots$ $\frac{b}{a} = \dots$

Exterior \sphericalangle of a \triangle 

$m\angle A + m\angle B = ?$


Math notes 


75.01+40.4

Math class 10/24/02
-Remember to tap the
Geometry expand button.
-In Geometry, select an
angle, copy its measure
from the measurement box
and then paste it into
eActivity.
My ClassPad is fun!




▼ File Edit Insert Action

📁 $\frac{a}{b} = \dots$ $\frac{b}{a} = \dots$ B A 

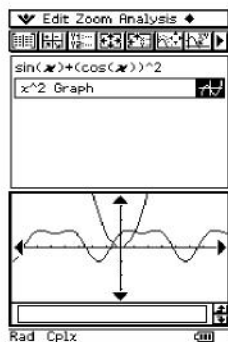
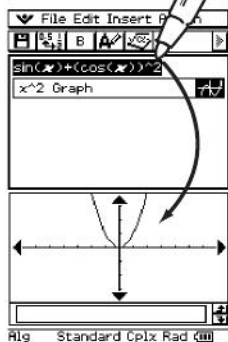
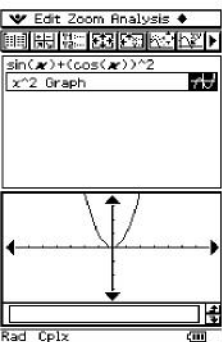
Exterior \sphericalangle of a \triangle 

$m\angle A + m\angle B = ?$

Math notes 

75.01+40.4







File Edit Insert Action

$x^2 + y^2 - 4 = 0$

link test

Alg Standard Cplx Rad $\left[\frac{\square}{\square} \right]$



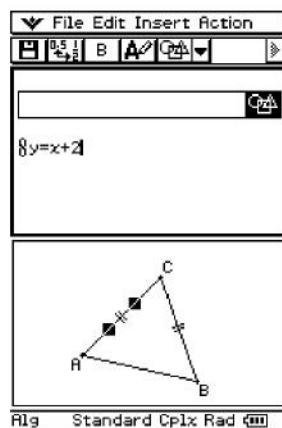
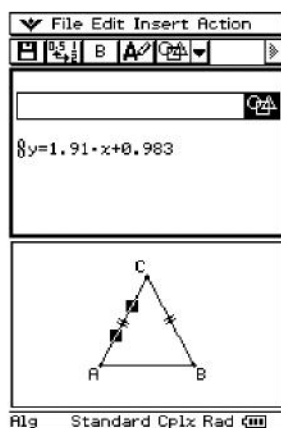
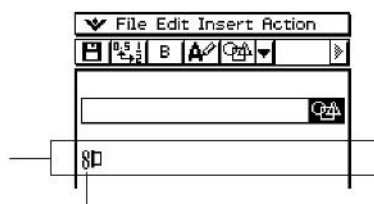
File Edit Insert Action

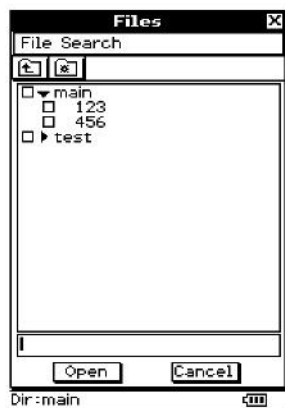
$x^2 + y^2 - 1 = 0$

link test

Alg Standard Cplx Rad $\left[\frac{\square}{\square} \right]$







File Edit Insert Action

The parametric equations for the path of ball are...

$$x(t) = t \times v_0 \times \cos(\theta)$$

$$y(t) = t \times v_0 \times \sin(\theta) - \frac{g \times t^2}{2}$$

If a ball were thrown at a 45 degree angle at 40 feet per second, the graph of the ball's motion is...

$$g = 32 \frac{\text{ft}}{\text{sec}^2} \quad v_0 = 40 \quad \theta = 45$$

Path of a ball

$$x(t) = t \times 40 \times \cos(45)$$

$$y(t) = t \times 40 \times \sin(45) - 16 \times t^2$$

Alg Standard Cplx Deg

File Edit Insert Action

Example containing two graphs

Example1

Example2

Alg Standard Cplx Rad

File Edit Insert Action

Example containing two graphs

Example1

Example2

Alg Standard Cplx Rad











11



▼ Edit Zoom Analysis

Sheet1 | Sheet2 | Sheet3

$y_1 = \frac{1}{3} \cdot x^2 - 2$

y2: 0
 y3: 0
 y4: 0
 y5: 0
 y6: 0
 y7: 0

$(x+4)^2 + (y+2)^2 = 9$

Page 2/12

▼ Edit Zoom Analysis

$(x+4)^2 + (y+2)^2 = 9$

Page 3/12

▼ Edit T-Fact Graph

$(x+4)^2 + (y+2)^2 = 9$

x	y1
1	-1.666
2	-0.666
3	1
4	3.3333
5	6.3333

Page 4/12



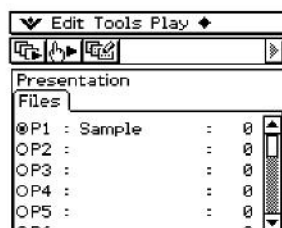
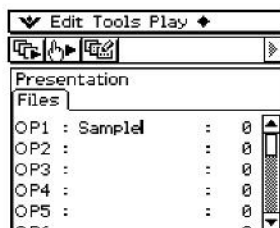
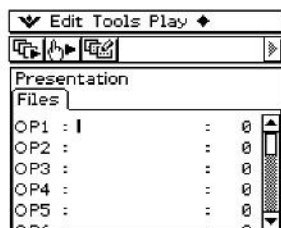














▼ Edit Tools Play ◆

⏪ ⏩ ⏴ ⏵ ⏶ ⏷ ⏸ ⏹ ⏺ ⏻ ⏼ ⏽ ⏾ ⏿ ⏿

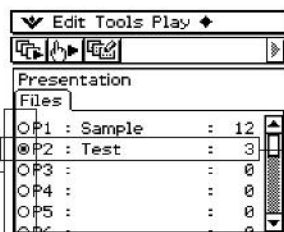
Presentation

Files

⓪P1 : Sample	:	12	▲
OP2 :	:	0	▬
OP3 :	:	0	▬
OP4 :	:	0	▬
OP5 :	:	0	▬
OP6 :	:	0	▬

A screenshot of a software interface. At the top is a menu bar with 'Edit Tools Play' and a dropdown arrow. Below it is a toolbar with various navigation icons. A 'Presentation' window is open, showing a 'Files' list. The first item, '⓪P1 : Sample', has a value of '12' next to it, which is circled in red. A white arrow points from the right edge of the 'Files' list area towards the circled '12'. Below the list are several vertical sliders, each with a value of '0'.





Edit Tools Play		
Presentation		
Files		
@P1 : Sample	:	12
OP2 :	:	0
OP3 :	:	0
OP4 :	:	0
OP5 :	:	0
OP6 :	:	0

Variable Manager		
Edit View All Search		
Current: main		
<input type="checkbox"/>	Sample	14Vars
<input type="checkbox"/>	Presystm	2Vars
<input type="checkbox"/>	aaa	2Vars
<input checked="" type="checkbox"/>	abc	2Vars
<input type="checkbox"/>	main	3Vars



▼ Edit Tools Play ◀

▶ ◀ ▶ ◀ ▶ ◀ ▶

Presentation

Files

OP1	: Sample	: 12
OP2	:	: 0
OP3	:	: 0
OP4	:	: 0
OP5	:	: 0
OP6	:	: 0

▼ Edit Zoom Analysis ◀

▶ ◀ ▶ ◀ ▶ ◀ ▶

Sheet1 | Sheet2 | Sheet3 | ▶ ◀

$y_1 = \frac{1}{3} \cdot x^2 - 2$ [—]

$y_2 = 0$

$y_3 = 0$

$y_4 = 0$

$y_5 = 0$

$y_6 = 0$

$y_7 = 0$

$(x+4)^2 + (y+2)^2 = 9$

Page 2/12



▼ Edit Type GMem ♦

Sheet1 | Sheet2 | Sheet3 |

$y_1 = \frac{1}{3} \cdot x^2 - 2$ [—]

$y_2 = 0$
 $y_3 = 0$
 $y_4 = 0$
 $y_5 = 0$
 $y_6 = 0$
 $y_7 = 0$

Page 1/12



▼ Edit Zoom Analysis ◀

Sheet1 Sheet2 Sheet3

$y_1 = \frac{1}{3} \cdot x^2 - 2$ [—]

$y_2 = 0$

$y_3 = 0$

$y_4 = 0$



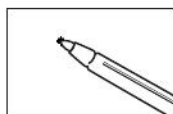
$y_5 = 0$

$y_6 = 0$


$y_7 = 0$

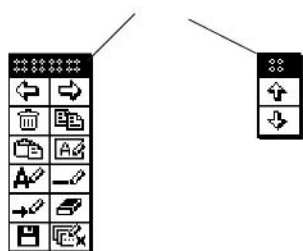
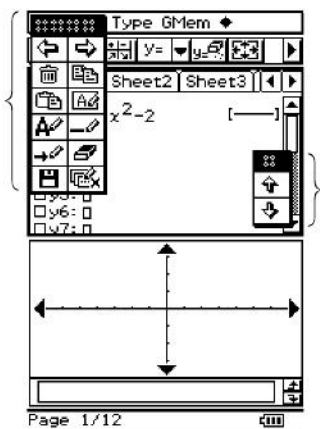
$(x+4)^2 + (y+2)^2 = 9$



Page 2/12

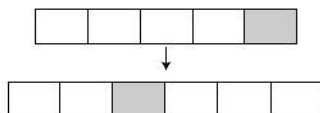






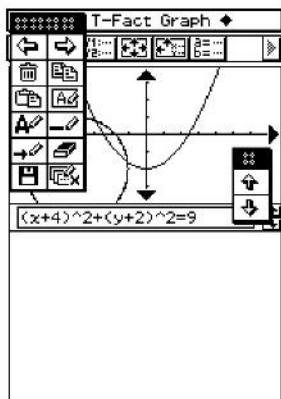






A screenshot of a graphing calculator interface. The title bar reads "Zoom Analysis". The main window displays a coordinate plane with a circle centered at (-4, -2) and a parabola opening upwards with its vertex at (-4, -2). The circle is highlighted with a thick black border. A "full-screen" label with a pointer indicates the zoomed-in view. The bottom of the screen shows the equation $(x+4)^2+(y+2)^2=9$ in a text input field. The interface includes various toolbars with icons for navigation, editing, and zooming.





Zoom Analysis

Sheet2 Sheet3

$x^2 - 2$

y6:

y7:

$(x+4)^2 + (y+2)^2 = 9$

Page 2/12



Zoom Analysis

Sheet2 Sheet3

$x^2 - 2$

$(x+4)^2 + (y+2)^2$

Page 2/12

Presentation [X]

Hard Copy
To outer device [v]

Play Speed
4 [v]

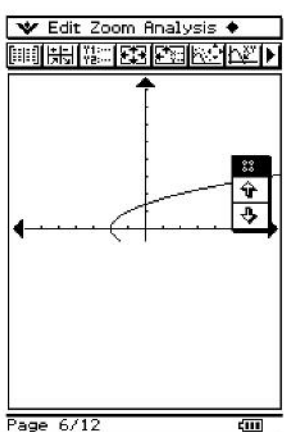
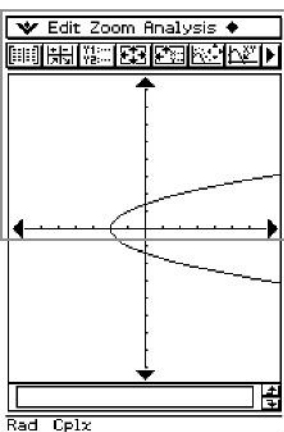
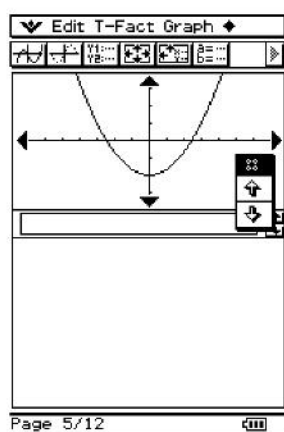
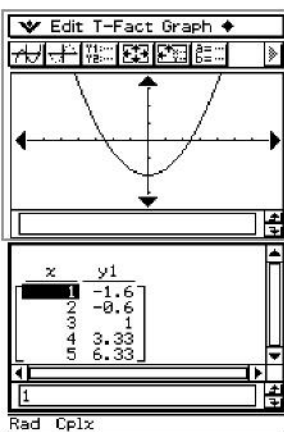
Half Screen Capturing

Repeat

Page Number

[Set] [Cancel]














12






▼ Edit Run

Folder:

Name:

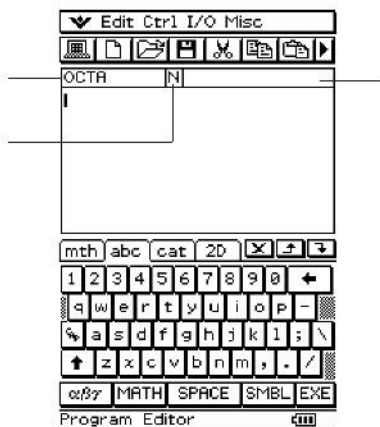
Parameter:

Program Loader 











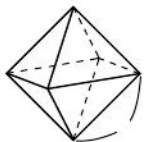












New File [X]

Type: Program(Normal) ▾

Folder: main ▾

Name: OCTA

OK Cancel

```
OCTA | N|
SetDecimal
Input A
Print approx(2*f(3)*A^2)
Print approx(f(2)/3*A^3)
```











CAUTION	T
Be sure to check angle unit setting!	

ans	N
CAUTION()	
Input A	
Print approx(sin(A))	



▼ Edit Run

📄 📁 🔄 ▶ 🗨️ 🔄 ⚙️ ▶

Folder: main

Name: OCTA

Parameter:

A?

OK @

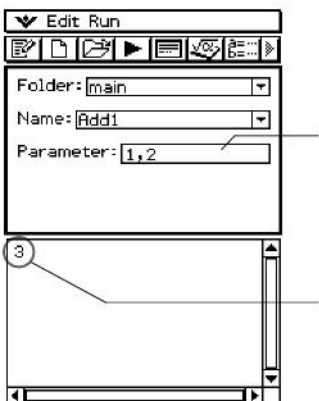
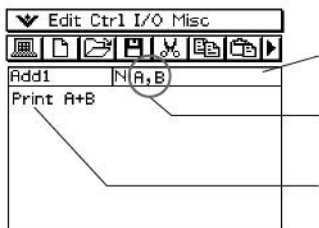
169.7409791
161.6917506
346.4101615
471.4045208
779.4228634
1590.990258

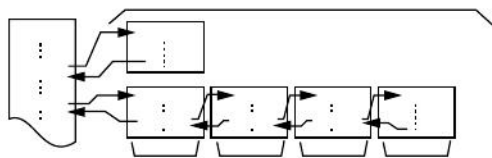




OCTA	N
SetDecimal	
Input A	
Print $\text{approx}(2 \times f(3) \times A^2)$	
Pause	
Print $\text{approx}(f(2)/3 \times A^3)$	

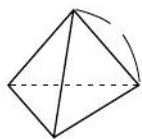















```
OCTA | N|
SetDecimal
Input A
Print approx(2×f(3)×A^2)
Pause
Print approx(f(2)/3×A^3)
```



Save As [X]

Type: Program(Normal)

Folder: [v]

Name:



84.87048957
40.42293766
173.2050008
117.8511302
389.7114317
397.7475644
















f4	F z
$x(x+1)(x-2)$	





f4(-10)	-1080
f4(10)	880
□	









Input

How many samples?



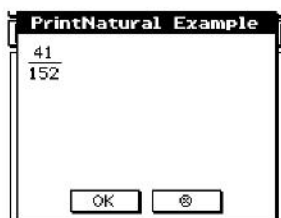


√

√

















	list1	list2	list3	
1				
2				
3				
4				
5				
Cal				
[1] =				
Program Loader				







[]















...

xxxx

.....


...





-














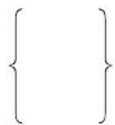
[]




















































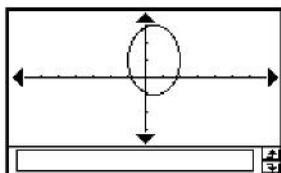
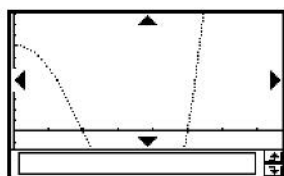






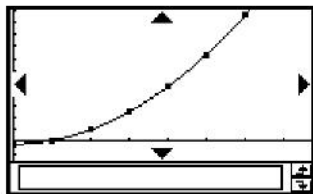








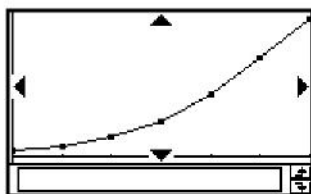
x	y1
0	-2
1	1
2	10
3	25
4	46



A TI-84 Plus calculator screen displaying a table with two columns: n and a_n . The values are as follows:

n	a_n
0	0.01
1	0.0197
2	0.0382
3	0.072
4	0.1285

The screen also shows a cursor on the first row and a status bar at the bottom with the number 0.





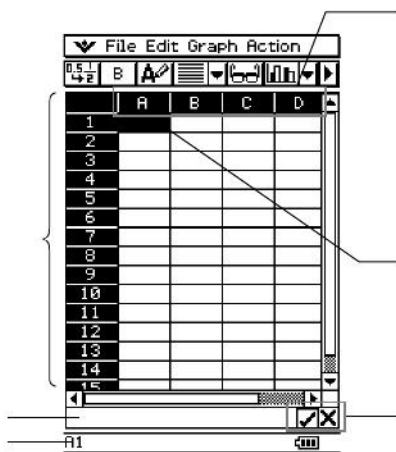


13





I








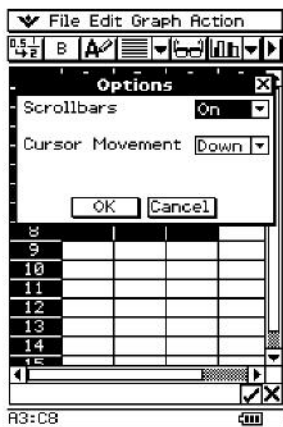
















File Edit Graph Action

0.5 1/2 B A [] [] [] [] [] []

	A	B	C	D
1				
2				
3				
4				
5				
6				
7				
8				
9				
10				
11				
12				
13				
14				
15				

C6

File Edit Graph Action

0.5 1/2 B A [] [] [] [] [] []

	A	B	C	D
1				
2				
3				
4				
5				
6				
7				
8				
9				
10				
11				
12				
13				
14				
15				

A3:C8




▼ Edit


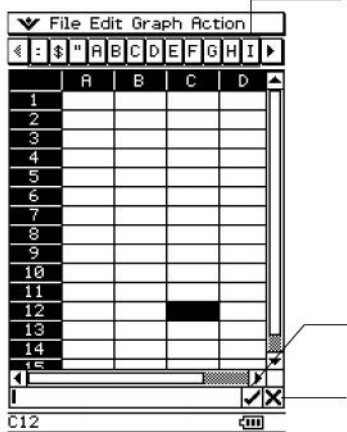
	A	B	C	D
1	4			
2	2			
3				
4	8			
5				

=A1*A2

A4 Value:
8

A4 Formula:
A1*A2





●

File Edit Graph Action				
←	↓	↑	→	↻
	A	B	C	D
1				
2				
3				
4				
5				
6				
7				
8				
9				
10				
11				
12				
13				
14				

C12 ☰





ESC



File Edit Graph Action			
	A	B	
1	Data 1	2.50	
2	Data 2	2.30	
3	Data 3	2.51	
4			
5	Average	2.44	
6			
7			
8			
9			
10			
11			
12			
13			
14			
<input type="checkbox"/> <input type="checkbox"/> <input type="checkbox"/> <input type="checkbox"/> <input type="checkbox"/> <input type="checkbox"/> <input type="checkbox"/> <input type="checkbox"/> <input type="checkbox"/> <input type="checkbox"/>			
←		→	
$=(B1+B2+B3)/3$ <input checked="" type="checkbox"/> <input type="checkbox"/>			
B5	2.436666667		



File Edit Graph Action

← : \$ = A B C D E F G H I →

	A	B	C	D
1				
2				
3				
4				
5				
6				

← | →

=x^1

mth abc cat 2D [X] [↵] [→]

π θ i ∞ () , → x y z f ←

log	ln	∫	7	8	9	^ =
x ²	e ^x	x ⁻¹	4	5	6	x +
()	x	1	2	3	+ -
[]	(-)	0	.	E	ans

TRIG CALC OPTN VAR EXE

B1 ()

File Edit Graph Action

← : \$ = A B C D E F G H I →

	A	B	C	D
1	x			
2				
3				
4				
5				
6				

← | →

=diff(

mth abc cat 2D [X] [↵] [→]

π θ i ∞ () , → x y z f ←

Σ	∫	lim	7	8	9	^ =
diff	∫	int	4	5	6	x +
!	nPr	nCr	1	2	3	+ -
solv	dSolv	'	0	.	E	ans

TRIG [←] OPTN VAR EXE

B1 ()





File Edit Graph Action				
	A	B	C	D
1				
2				
3	55			
4			A3	
5				
6				
7				
8				
9				
10				
11				
12				
13				
14				
15				

A3

C4 A3

File Edit Graph Action				
	A	B	C	D
1				
2				
3	55			
4			55	
5				
6				
7				
8				
9				
10				
11				
12				
13				
14				
15				

=A3

C4 55







Fill Sequence ✕

Expr.

Var.

Low

High

Step

Start

Fill Sequence [X]

Expr.

Var.

Low

High

Step

Start

log	ln	f	7	8	9	^=
x ²	e ^x	x ⁻¹	4	5	6	× ÷
()	x	1	2	3	+ -
[]	(-)	0	.	ε	ans

A1



File Edit Graph Action

0.5.1
 B

	A	B	C	D
1	1			
2	0.5			
3	0.33			
4	0.25			
5	0.2			
6	0.17			
7	0.14			
8	0.13			
9	0.11			
10	0.1			
11	0.09			
12	0.08			
13	0.08			
14	0.07			
15	0.07			

1

A1 1







File Edit Graph Action

	A	B	C	D
1	1	8	4	
2	7	2	6	
3	3	6	9	
4				
5				
6				
7				
8				
9				
10				
11				
12				

File Edit Graph Action

	A	B	C	D
1	1	8	4	
2	7	2	6	
3	3	6	9	
4				
5				
6				
7				
8				
9				
10				
11				
12				

- Undo/Redo
- Options
- AutoFit Selection
- Column Width
- Number Format
- Cell Viewer
- Goto Cell
- Select Range
- Fill Range
- Fill Sequence
- Insert
- Delete
- Cut
- Copy
- Paste
- Select All
- Clear All

File Edit Graph Action

	A	B	C	D
1	1	8	4	
2	7	2	6	
3	3	6	9	
4				
5				
6				
7				
8				
9				
10				
11				
12				
13				
14				
15				

A6

File Edit Graph Action

	A	B	C	D
1	1	8	4	
2	7	2	6	
3	3	6	9	
4				
5				
6				
7				
8				
9				
10				
11				
12				
13				
14				
15				

A6

File Edit Graph Action

	A	B	C	D
2	7	2	6	
3	3	6	9	
4				
5				
6	[[1,8,4],[7,2,6],[3,6]]			
7				

[[1,8,4],[7,2,6],[3,6]]

A6 Value:
[[1,8,4],[7,2,6],[3,6,9]]

A6 Formula:
[[1,8,4],[7,2,6],[3,6,9]]

A6 [[1,8,4],[7,2,6], ...]

File Edit Graph Action

	A	B	C	D
2	7	2	6	
3	3	6	9	
4				
5				
6	[[1,8,4],[7,2,6],[3,6]]			
7				

[[1,8,4],[7,2,6],[3,6]]

A6 Value:
[1 8 4]
7 2 6
[3 6 9]

A6 Formula:
[1 8 4]
7 2 6
[3 6 9]

A6 [[1,8,4],[7,2,6], ...]





File Edit Graph Action

0.5 1 2 B A

	A	B	C	D
1	1	8	4	
2	7	2	6	
3	3	6	9	
4				
5				
6				
7				
8				
9				
10				
11				
12				
13				
14				
15				

2

B2 2



File Edit Graph Action

0.5 1 2 B A

	A	B	C	D
1	1	8	4	
2	7	2	6	
3	3	6	9	
4				
5				
6				
7				
8				
9				
10				
11				
12				
13				
14				
15				

1

R1:C3

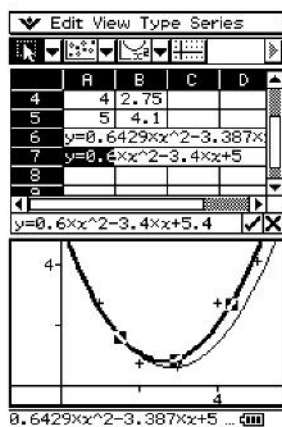
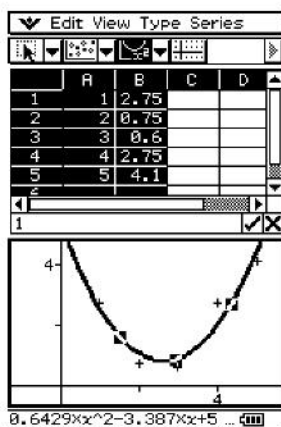
File Edit Graph Action

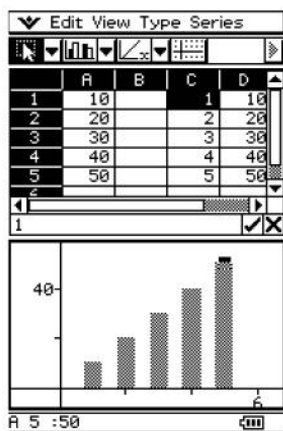
0.5 1 2 B A

	A	B	C	D
1	1	8	4	
2	7	2	6	
3	3	6	9	
4				
5				
6				
7				
8	1	8	4	
9	7	2	6	
10	3	6	9	
11				
12				
13				
14				
15				

1

R8 1







▼ Edit Graph Action

0.5 1 2 B A [grid] [undo] [redo] [help] [back] [forward]

[input field] [grid icon]

	A	B	C	D
1				
2				
3				
4				
5				
6				

R1 [confirm] [cancel]





File Edit Insert Action

1

	A	B	C	D
1	1			
2	2			
3	3			
4	6			
5	Canyon			

1

Alg Standard Real Rad

File Edit Insert Action

Canyon

	A	B	C	D
1	1			
2	2			
3	3			
4	6			
5	Canyon			

Canyon

Alg Standard Real Rad



File Edit Insert Action

0.5 B A

=sum(A1:A3)

	A	B	C	D
1	1			
2	2			
3	3			
4	6			
5	Canyon			
6				

=sum(A1:A3)

Alg Standard Real Rad

File Edit Insert Action

0.5 B A

1
2
3
6

	A	B	C	D
1	1	4	7	
2	2	5	8	
3	3	6	9	
4	6			
5	Canyon			
6				

=sum(A1:A3)

Alg Standard Real Rad

File Edit Insert Action

0.5 B A

[2 5 8]

	A	B	C	D
1	1	4	7	
2	2	5	8	
3	3	6	9	
4	6			
5	Canyon			
6				

=sum(A1:A3)

Alg Standard Real Rad

File Edit Insert Action

0.5 B A

1 4 7
2 5 8
3 6 9
6 0 0
Canyon 0 0

	A	B	C	D
1	1	4	7	
2	2	5	8	
3	3	6	9	
4	6			
5	Canyon			
6				

=sum(A1:A3)

Alg Standard Real Rad



▼ Edit Graph Action

0.5 1
4 2 B A

Math is Fun.

	A	B	C	D
1	Math is Fun.			
2				
3				
4				
5				
6				

Math is Fun. ✓ X

R1: Math is Fun.

▼ Edit Graph Action

0.5 1
4 2 B A

{1,2,3}

	A	B	C	D
1	1			
2	2			
3	3			
4				
5				
6				

1 ✓ X

R1:C1

▼ Edit Graph Action

0.5 1
4 2 B A


1	2			
3	4			

	A	B	C	D
1	1	2		
2		3	4	
3				
4				
5				
6				

1 ✓ X

R1:B2






File Edit Graph Action

0.5 1 1/2 B A [List Icon] [Print Icon] [Chart Icon]

	A	B	C	D
1				
2				
3				
4				
5				
6				
7	61	12	33	
8	82	35	91	
9	47	57	57	
10	32	65	45	
11	46	45	54	
12	71	19	88	
13				
14				
15				

C13



File Edit Graph Action				
4 : \$ " A B C D E F G H I ▶				
	A	B	C	D
1				
2				
3				
4				
5				
6				
7	61	12	33	
8	82	35	91	
9	47	57	57	
10	32	65	45	
11	46	45	54	
12	71	19	88	
13				
14				
15				

1 | =sum< | ✓ X

A1 |

File Edit Graph Action				
4 : \$ " A B C D E F G H I ▶				
	A	B	C	D
1				
2				
3				
4				
5				
6				
7	61	12	33	
8	82	35	91	
9	47	57	57	
10	32	65	45	
11	46	45	54	
12	71	19	88	
13				
14				
15				

1 | =sum(A7:C12) | ✓ X

A1 |

File Edit Graph Action				
0.5 1/2 B A [fill] [font] [bold] [italic] [underline] [align] [wrap] [merge] [split] [undo] [redo]				
	A	B	C	D
1	12			
2				
3				
4				
5				
6				
7	61	12	33	
8	83	35	91	
9	47	57	57	
10	32	65	45	
11	46	45	21	
12	71	19	88	
13				
14				
15				

=min(A7:C12) ✓ X

R1 12

File Edit Graph Action				
0.5 1/2 B A [fill] [font] [bold] [italic] [underline] [align] [wrap] [merge] [split] [undo] [redo]				
	A	B	C	D
1	91			
2				
3				
4				
5				
6				
7	61	12	33	
8	83	35	91	
9	47	57	57	
10	32	65	45	
11	46	45	21	
12	71	19	88	
13				
14				
15				

=max(A7:C12) ✓ X

R1 91

File Edit Graph Action

	A	B	C	D
1	50.4			
2				
3				
4				
5				
6				
7	61	12	33	
8	83	35	91	
9	47	57	57	
10	32	65	45	
11	46	45	21	
12	71	19	88	
13				
14				
15				

=mean(A7:C12)

R1 50.44444444

File Edit Graph Action

	A	B	C	D
1	46.5			
2				
3				
4				
5				
6				
7	61	12	33	
8	83	35	91	
9	47	57	57	
10	32	65	45	
11	46	45	21	
12	71	19	88	
13				
14				
15				

=median(A7:C12)

R1 46.5

File Edit Graph Action

0.5 1/2 B A

	A	B	C	D
1	5561			
2				
3				
4				
5				
6				
7	67			
8	83			
9	47			
10	32			
11	46			
12	71			
13				
14				

=prod(A7:A8)

A1 5561

File Edit Graph Action

0.5 1/2 B A

	A	B	C	D
1	(2, ...	2		
2		4		
3		6		
4				
5				
6				
7				
8				
9				
10				
11				
12				
13				
14				

=cuml(B1:B3)

A1 (2,6,12)



File Edit Graph Action

	A	B	C	D
1	(2, ...	2		
2		4		
3		6		
4				
5				
6				
7				
8				
9				
10				
11				
12				
13				
14				
15				

=dlist(B1:B3)

R1 (2,2)

File Edit Graph Action

	A	B	C	D
1	23.3			
2				
3				
4				
5				
6				
7	61	12	33	
8	83	35	91	
9	47	57	57	
10	32	65	45	
11	46	45	21	
12	71	19	88	
13				
14				
15				

=stdDev(A7:C12)

R1 23.33193273





File Edit Graph Action

0.5 1/2 B

	A	B	C	D
1	544.			
2				
3				
4				
5				
6				
7	61	12	33	
8	83	35	91	
9	47	57	57	
10	32	65	45	
11	46	45	21	
12	71	19	88	
13				
14				
15				

=variance(A7:C12)

A1 544.379085

File Edit Graph Action

0.5 1/2 B

	A	B	C	D
1	33			
2				
3				
4				
5				
6				
7	61	12	33	
8	83	35	91	
9	47	57	57	
10	32	65	45	
11	46	45	21	
12	71	19	88	
13				
14				
15				

=Q1(A7:C12)

A1 33





File Edit Graph Action

0.5 1/42 B A [fill] [border] [chart] [arrow]

	A	B	C	D
1	65			
2				
3				
4				
5				
6				
7	61	12	33	
8	83	35	91	
9	47	57	57	
10	32	65	45	
11	46	45	21	
12	71	19	88	
13				
14				
15				

=Q3(A7:C12) [check] [X]

R1 65 [fill]

File Edit Graph Action

0.5 1/42 B A [fill] [border] [chart] [arrow]

	A	B	C	D
1	{10 ...	2		
2		8		
3		6		
4		4		
5				
6				
7				
8				
9				
10				
11				
12				
13				
14				
15				

=percent(B1:B4) [check] [X]

R1 {10,40,30,20} [fill]



File Edit Graph Action

$\frac{0.51}{42}$ B A

	A	B	C	D
1	$2 \cdot x \dots$	2		
2		8		
3		6		
4				
5				
6				
7				
8				
9				
10				
11				
12				
13				
14				
15				

=polyEval(B1:B3)

R1 $2 \cdot x^2 + 8 \cdot x + 6$





File Edit Graph Action

0.5 1/2 B A [fill] [undo] [redo] [undo] [redo]

	A	B	C	D
1	0.3 ...	2		
2		8		
3		6		
4		4		
5				
6				
7				
8				
9				
10				
11				
12				
13				
14				
15				

=sumSeq(B1:B4,y) [check] [X]

A1 0.333333333333333·y^4- ... [m]



File Edit Graph Action

0.5 1 2 B A [fill] [undo] [redo] [print]

	A	B	C	D
1	7			
2				
3				
4				
5				
6				
7	61	12	33	
8	83	35	91	
9	47	57	57	
10	32	65	45	
11	46	45	21	
12	71	19	88	
13				
14				
15				

=row(A7) [OK] [Cancel]

R1 7 [fill]

File Edit Graph Action

0.5 1 2 B A [fill] [undo] [redo] [print]

	A	B	C	D
1	3			
2				
3				
4				
5				
6				
7	61	12	33	
8	83	35	91	
9	47	57	57	
10	32	65	45	
11	46	45	21	
12	71	19	88	
13				
14				
15				

=col(C9) [OK] [Cancel]

R1 3 [fill]



File Edit Graph Action

B A [Fill] [Undo] [Redo] [Print]

	A	B	C	D
1	18			
2				
3				
4				
5				
6				
7	61	12	33	
8	83	35	91	
9	47	57	57	
10	32	65	45	
11	46	45	21	
12	71	19	88	
13				
14				
15				

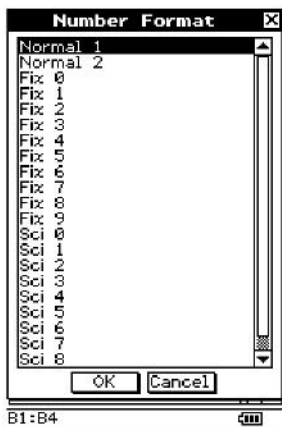
=count(A7:C12) [OK] [Cancel]

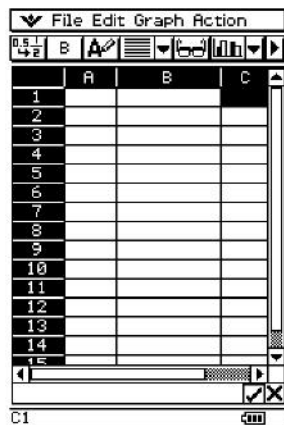
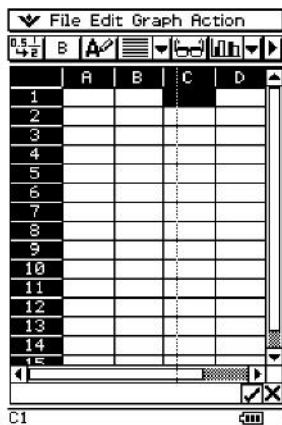
A1 18 [Print]



















File Edit Graph Action				
0.5 1 2 B A    				
	A	B	C	D
1				
2				
3		1e+9		
4				
5				
6				
7				
8				
9				
10				
11				
12				
13				
14				
15				


1234567890




B3 1234567890 




File Edit Graph Action			
0.5 1 B A   			
	A	B	C
1			
2			
3		1234567890	
4			
5			
6			
7			
8			
9			
10			
11			
12			
13			
14			
15			

1234567890

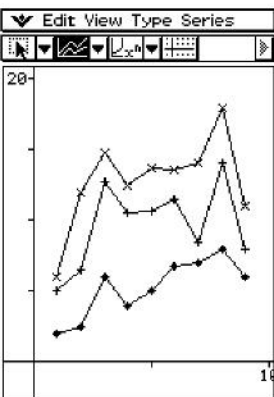
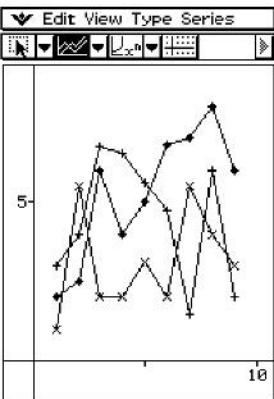
B3 1234567890 

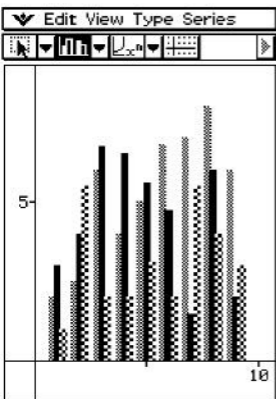

File Edit Graph Action					
0.5 1 B A   					
	A	B	C	D	E
1					
2					
3					
4		1			
5					
6					
7					
8					
9					
10					
11					
12					
13					
14					
15					

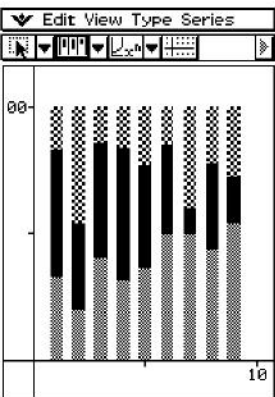
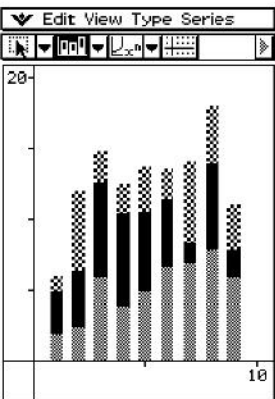
1

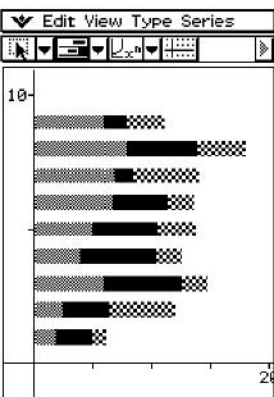

B4 1 

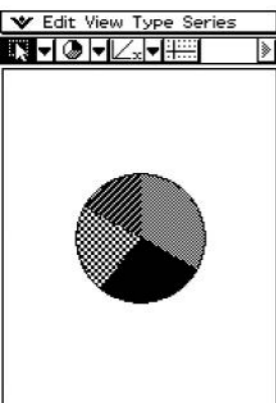
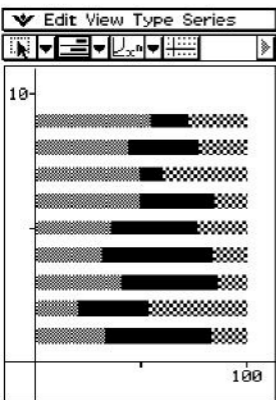


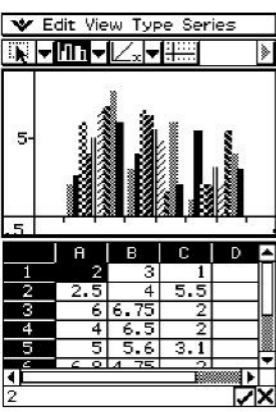
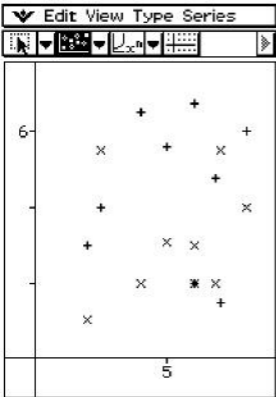


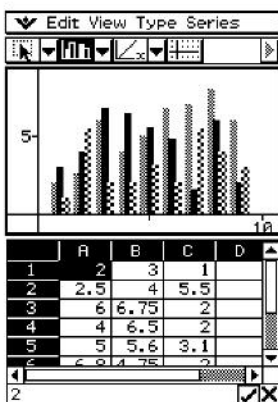
















File Edit Graph Action				
	A	B	C	D
5	5	5.6	3.1	
6	6.8	4.75	2	
7	7	1.5	5.5	
8	8	6	4	
9	6	2	3	
10				
11				
12				
13				
14				
15				
16				
17				
18				
19				
4				<input checked="" type="checkbox"/>
DB 4				



File Edit Graph Action

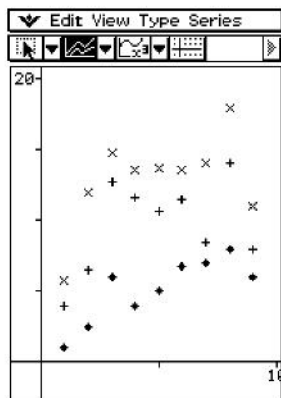
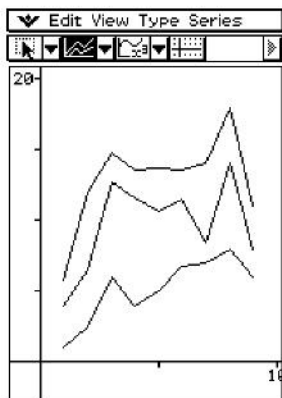
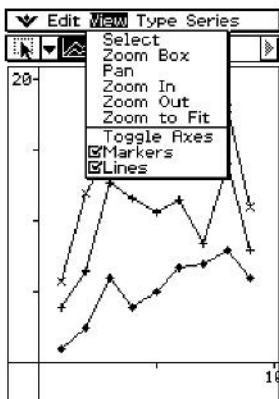
Line
Column
Bar
Pie
Scatter

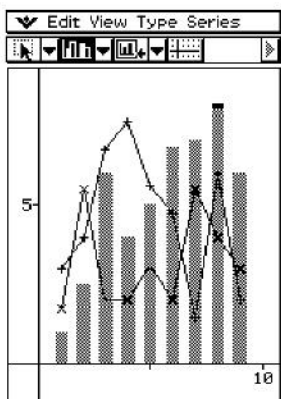
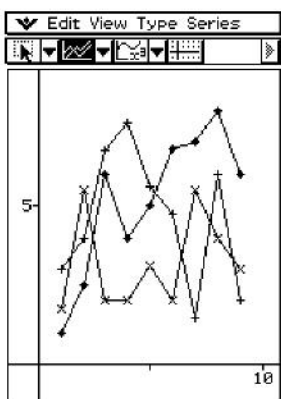
ORow Series
@Column Series

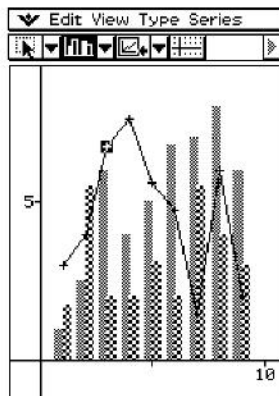
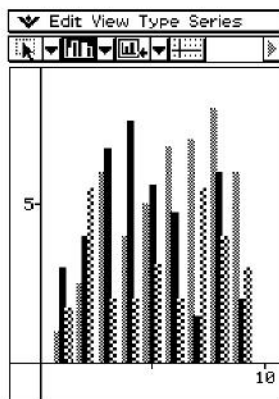
	A			
1	2			
2	2.5			
3	6			
4	4	6.5	2	
5	5	5.6	3.1	
6	6.8	4.75	2	
7	7	1.5	5.5	
8	8	6	4	
9	6	2	3	
10				
11				
12				
13				
14				
15				

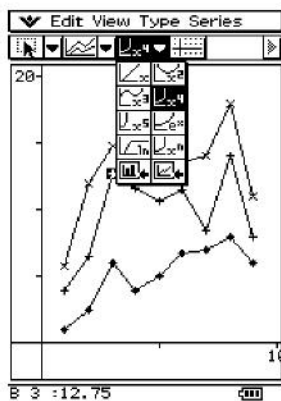
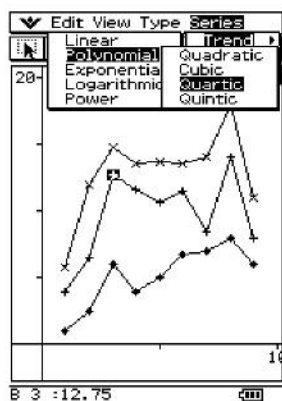
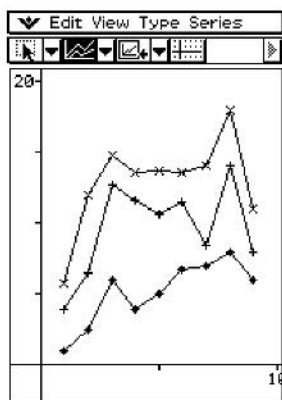
R1 2

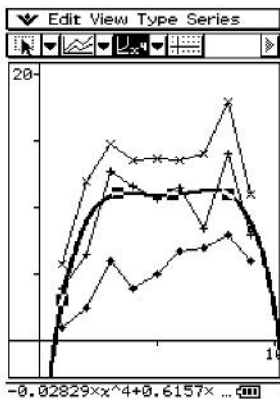
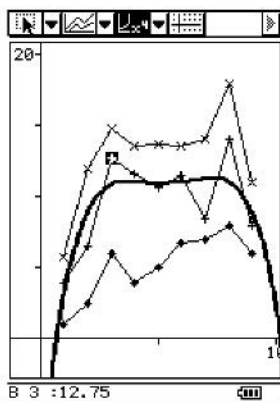


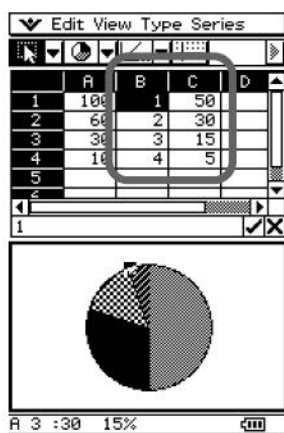


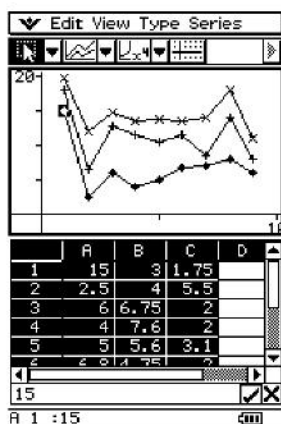
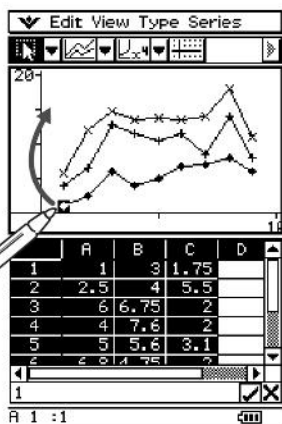


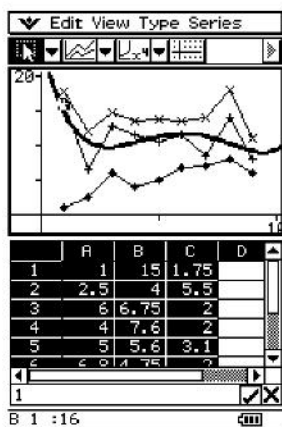
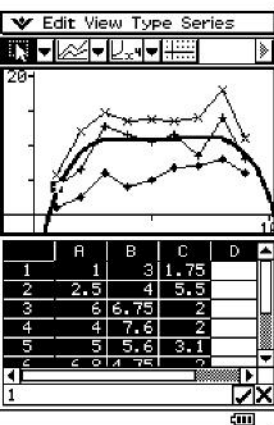










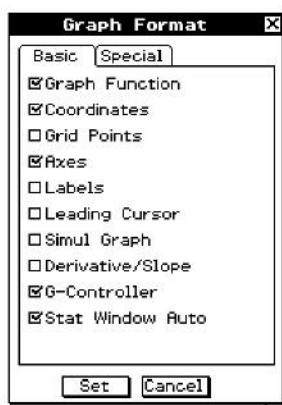


14

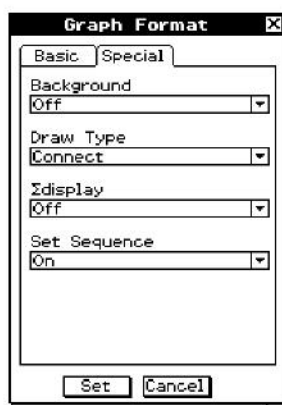






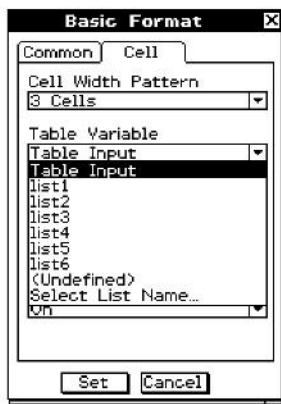


Alg Standard Cplx Rad



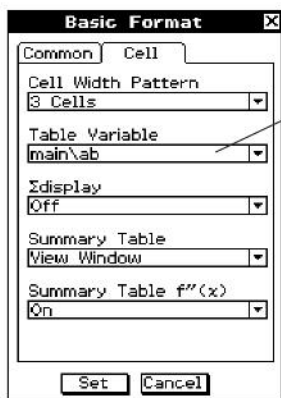
Alg Standard Cplx Rad

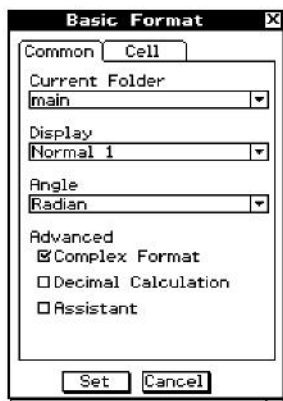




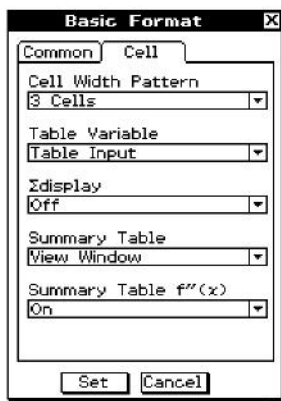
Alg Standard Cplx Rad **Ctrl**







Alg Standard Cplx Rad



Alg Standard Cplx Rad





-













3D Format [X]

Coordinates
Rectangular

Axes
Off

Labels
Off

Background
Off

G-Controller

Set Cancel











Communication [X]

Hard Copy
To outer device [v]

Cable Type
USB cable [v]

Speed(3Pin)
115200 bps [v]





Wakeup Enable
On [v]

[Set] [Cancel]



15

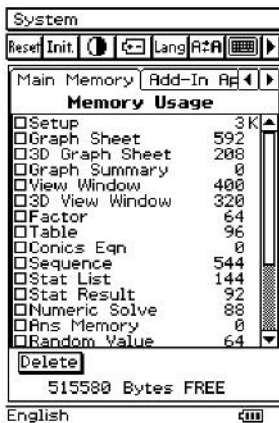


System	
Reset Init.	  Lang A?A 
Main Memory	Add-In Ap  
Memory Usage	
<input type="checkbox"/> Setup	3K 
<input type="checkbox"/> Graph Sheet	592
<input type="checkbox"/> 3D Graph Sheet	208
<input type="checkbox"/> Graph Summary	0
<input type="checkbox"/> View Window	400
<input type="checkbox"/> 3D View Window	320
<input type="checkbox"/> Factor	64
<input type="checkbox"/> Table	96
<input type="checkbox"/> Conics Eqn	0
<input type="checkbox"/> Sequence	544
<input type="checkbox"/> Stat List	144
<input type="checkbox"/> Stat Result	92
<input type="checkbox"/> Numeric Solve	88
<input type="checkbox"/> Ans Memory	0
<input type="checkbox"/> Random Value	64
Delete	
515500 Bytes FREE	
English	





















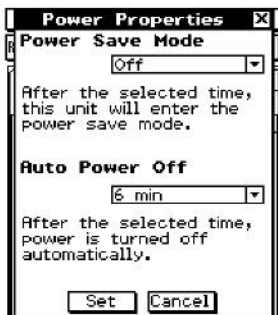


	◀
	▶



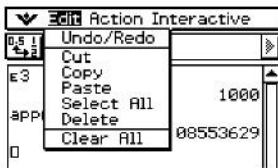
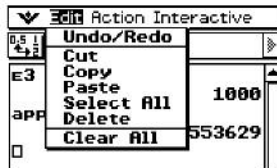


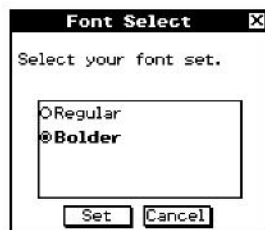




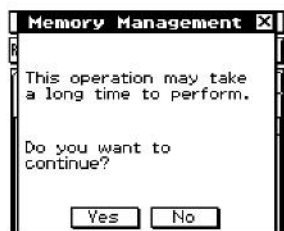




	 <p>File Edit Insert Action</p> <p>1234567890. E-+ abcde fghijklmno pqrstuvwxyz ABCDEFGHIJKLMNO PQRSTUVWXYZ</p> <p>1234567890. E-+ abcde fghijklmno pqrstuvwxyz ABCDEFGHIJKLMNO PQRSTUVWXYZ</p>	 <p>File Edit Insert Action</p> <p>1234567890. E-+ abcde fghijklmno pqrstuvwxyz ABCDEFGHIJKLMNO PQRSTUVWXYZ</p> <p>1234567890. E-+ abcde fghijklmno pqrstuvwxyz ABCDEFGHIJKLMNO PQRSTUVWXYZ</p>
	 <p>Action Interactive</p> <p>Undo/Redo</p> <p>Cut</p> <p>Copy</p> <p>Paste</p> <p>Select All 1000</p> <p>Delete</p> <p>Clear All 00553629</p>	 <p>Action Interactive</p> <p>Undo/Redo</p> <p>Cut</p> <p>Copy</p> <p>Paste</p> <p>Select All 1000</p> <p>Delete</p> <p>Clear All 553629</p>

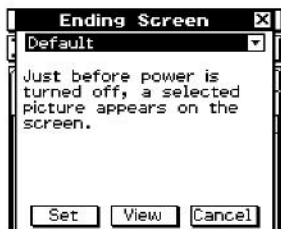







ESC







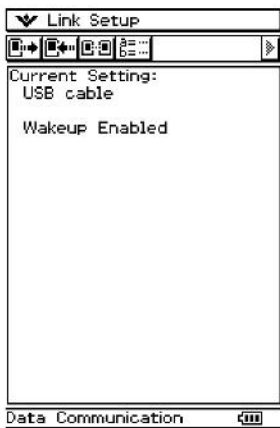


16

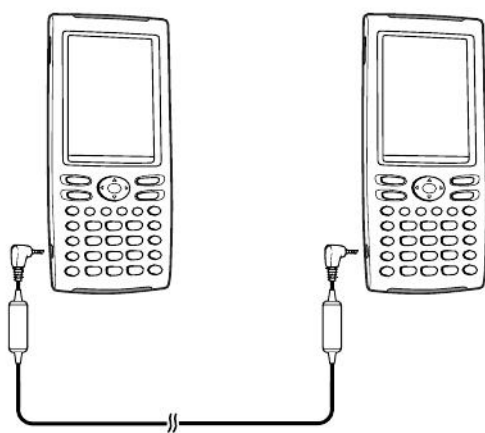


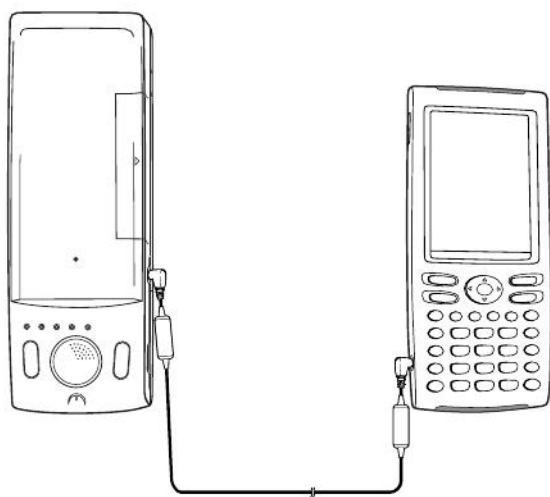


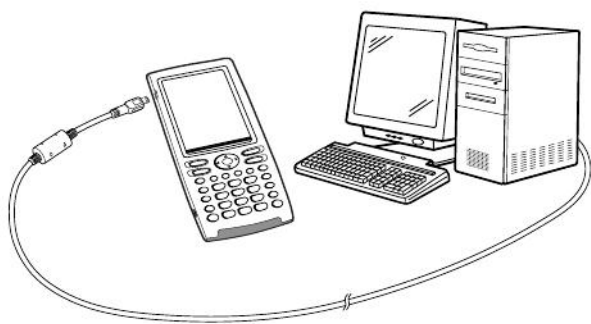








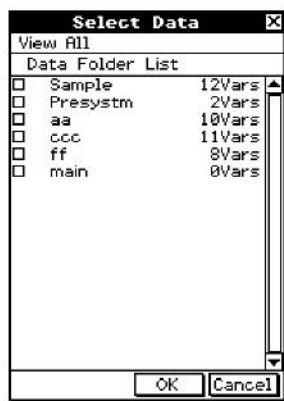




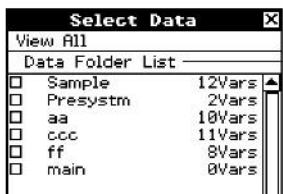




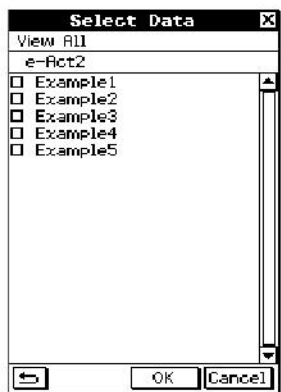
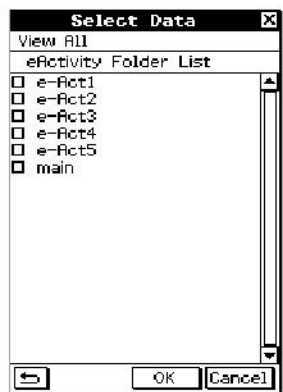
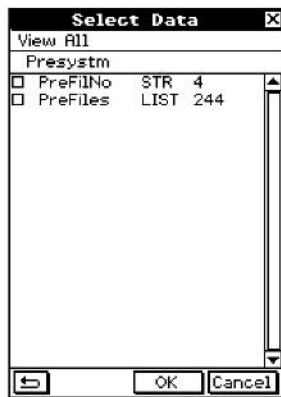
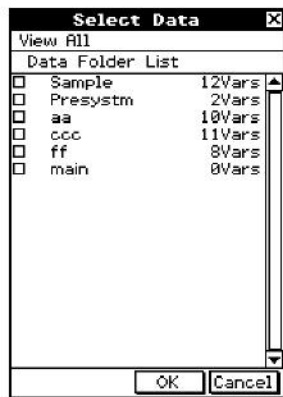








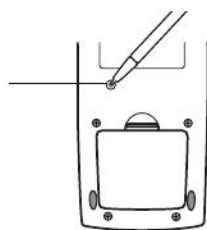










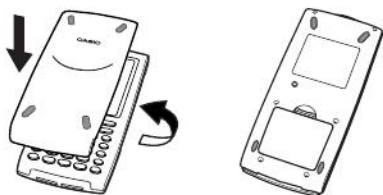
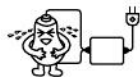


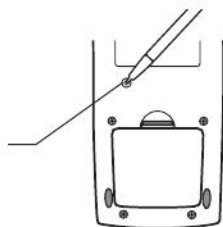

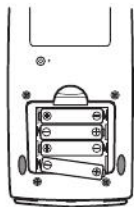
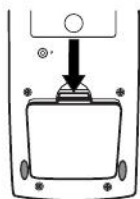


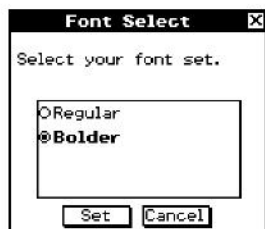
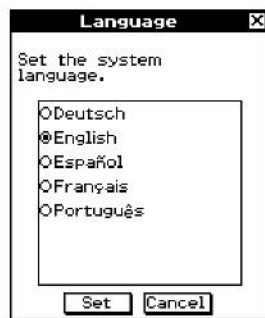
ESC















√







			0		@		P		`		P
	!		1		A		Q		a		q
	"		2		B		R		b		r
	#		3		C		S		c		s
	\$		4		D		T		d		t
	%		5		E		U		e		u
	&		6		F		V		f		v
	'		7		G		W		g		w
	(8		H		X		h		x
)		9		I		Y		i		y
	*		:		J		Z		j		z
	+		;		K		[k		(
	,		<		L		\		l		
	-		=		M]		m)
	.		>		N		^		n		~
	/		?		O		_		o		

	À		İ		Ó		Ö		ÿ		Ń
	Á		ı		Ü		Ð		ÿ		Ņ
	Â		İ		Ý		É		ÿ		Ň
	Ã		Đ		Þ		Ê		ÿ		Đ
	Ä		Ń		ß		Ë		ÿ		Ď
	Å		Ò		ÿ		Ě		ÿ		Š
	Æ		Ó		Ě		Ď		ÿ		Ť
	Ç		Ô		Ě		Ď		ÿ		Ř
	È		Õ		Č		Ď		ÿ		Š
	É		Ö		Ď		Ď		ÿ		Ř
	Ê		Ø		Č		Ď		ÿ		Š
	Ë		Ù		Č		Ď		ÿ		Š
	Ě		Ú		Č		Ď		ÿ		Š
	ÿ		Û		Č		Ď		ÿ		Š



	Ѕ		Ѓ		Ψ		Ф		К		҂
	Ѕ		А		Ω		Х		Л		В
	Т		В		Α		Ц		М		Г
	Т		Г		Б		Ч		Ν		+
	Т		Δ		В		Ш		Ο		-
	Ѓ		Ε		Γ		Щ		Ρ		0
	Ѓ		Ζ		Д		Ъ		Q		1
	Ѓ		Η		Ε		Ы		Р		2
	Ѓ		Θ		Ε		Ь		С		3
	Ѓ		Ι		Ж		Э		Т		4
	Ц		Κ		З		Ю		U		5
	Ѓ		Λ		И		Я		V		6
	Ѓ		Μ		Й		ε		W		7
	z		Ν		К		A		X		8
	z		Ξ		Л		B		Y		9
	z		Ο		М		C		Z		+
	Q		Π		Н		D		0		-
	U		Ρ		О		E		1		-1
	А		Σ		П		F		2		m
	ε		Τ		Р		G		3		n
	Ѓ		Υ		С		H		4		
	Ѓ		Φ		Т		I		5		
	Ѓ		Χ		У		J		6		

	đ		ë		ö		š		ř		ı
	đ		ì		ø		š		ě		ı
	đ		í		ú		š		ě		ij
	đ		î		ú		š		ě		î
	đ		ï		ú		š		ě		ķ
	đ		ð		ú		š		ě		ı
	đ		ñ		ý		đ		ř		ı
	ř		ò		ř		đ		ř		ı
	ř		ó		ř		ě		ř		ı
	ř		ô		ř		ě		ř		ı
	ř		õ		ř		ě		ř		ı



	Q		z		o		o		g)
	Q		z		π		п		h		z
	Q		z		ρ		ρ		i		у
	Q		z		ó		с		j		i
	Q		z		τ		т		k		j
	Q		z		υ		у		l		k
	Q		z		φ		φ		m		л
	Q		z		χ		х		n		1
	Q		z		ψ		ц		o		2
	Q		z		ω		ч		p		3
	Q		z		α		ш		q		4
	Q		z		β		щ		r		5
	Q		z		γ		ъ		s		6
	Q		z		δ		ы		t		7
	Q		z		ε		ь		u		8
	Q		z		ς		э		v		9
	Q		z		η		ю		w		+
	Q		z		θ		я		x		-
	Q		z		ϑ		е		y		-1
	Q		z		ι		a		z		x
	Q		z		κ		b		с		у
	Q		z		λ		c		,		
	Q		z		μ		d		"		
	Q		z		ν		e		'''		
	Q		z		ξ		f		(

	ı		n		≧		≡		⊥		”
	ε		∠		±		∩		≡		“
	ε		∠		±		∩		∅		¶
	π		∫		÷		∪		∇		▲
	θ		∫		≠		∩		Δ		-
	ο		∫		«		∩		∇		N
	γ		∫		»		L		∇		Z
	τ		∫		≡		V		∇		Q
	,		∫		≡		∧		∇		R













		Date		Time		Page	
		Month	Day	Hour	Minute	No.	No.





		Date		Page	
		Month	Year	No.	Total







NL

Batterij niet weggooien,
maar inleveren als
KCA



CE



CASIO®

