

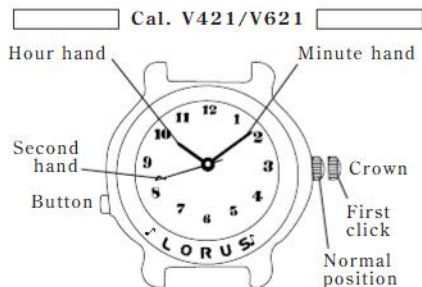
■ CHARACTERISTICS

1. **Time:** Indicated by the hour, minute and second hands. ☆
2. **Rhythmic movement of the second hand (Cal. V421, V422 & V621):** The hand moves to the music played.
3. **Twinkling melody function (Cal. V52F & V52G):** The light on the dial blinks on and off in time to the music played.
4. **Selection of the music (Cal. V422):** The music can be selected from two melodies.

☆ **Second indicator disk**

Cal. V52G has a second indicator disk instead of a second hand. It makes a full turn in one minute, turning at one-second intervals.

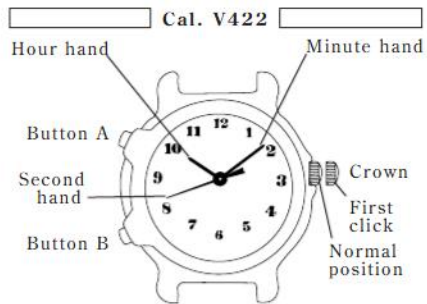
■ DISPLAY AND CROWN/BUTTON OPERATION



Crown : Setting the time at the first click.

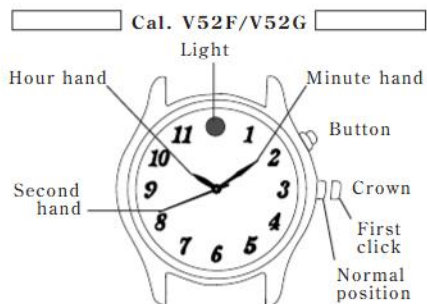
Button : Start and stop of the music.

*The position of the button differs depending on the model.



Crown : Setting the time at the first click.

Button A or B : Start and stop of the music.

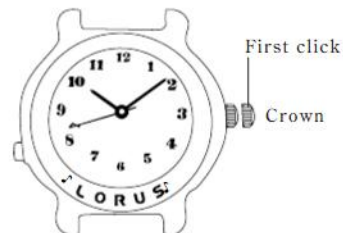


Crown : Setting the time at the first click.

Button : Start of the music.

*Cal. V52G has a second indicator disk instead of a second hand.

■ HOW TO SET THE TIME



• **Before setting the time, be sure to check that the second hand is moving at one-second intervals.**

1. Pull out the crown to the first click. The second hand/second indicator disk will stop on the spot.

* For the watches with a second hand, pull out the crown when the second hand is at the 12 o'clock position.

2. Turn the crown clockwise or counter-clockwise to set the hour and minute hands to the desired time.

* When setting the minute hand, first advance it 4 to 5 minutes ahead of the desired time and then turn it back to the exact minute.

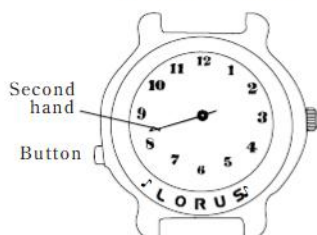
3. Push the crown back into the normal position in accordance with a time signal.

Note for Cal. V421, V422 & V621:

Do not set the time when the second hand is moving to the music.

■ HOW TO USE THE MUSIC FUNCTION

Cal. V421/V621



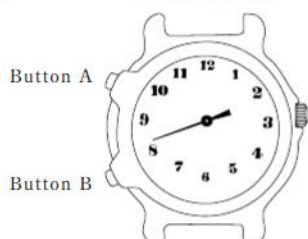
• To start the music

Press the button with the crown at the normal position. Music starts playing and the second hand starts moving to it.

• To stop the music

Press the button once again.

Cal. V422



• To start the music

Press button "A" or "B" with the crown at the normal position. Music starts playing and the second hand starts moving to it.

* Two different melodies are played by pressing respective buttons.

• To stop the music

Press either button "A" or "B".

Notes for Cal. V421, V422 & V621:

1. The duration of the music and the movement of the second hand differ depending on the music played.
2. The music will stop automatically at its end even if the button is left untouched.
3. When the music stops, the second hand will return to the accurate time and start immediately at one-second intervals.

Cal. V52F/V52G



• To start the music

Press the button with the crown at the normal position. Music starts playing and the light blinks on and off in time to the music.

* The music will stop automatically at its end. It cannot be stopped manually by pressing the button or by operating the crown.

■ LIST OF MUSIC

The music played differs depending on the model.

Cal. V421

- It's A Small World
©1963 Wonderland Music Co., Inc.
- Mickey Mouse March
©1955 Walt Disney Music Company
- Jingle Bells
- Ob-La-Di, Ob-La-Da
©Blackwood Music under license from ATV Music (MacLen)
- Chitty Chitty Bang Bang
©EMI Unart Catalog, Inc.
- Raindrops Keep Falling On My Head
©Blue Seas Music Inc., JAC Music Co., Inc., Twentieth Century-Fox Music Corp. (20th Century Fox)
- Yesterday
©Blackwood Music under license from ATV Music (MacLen)
- I Want To Hold Your Hand
©Music Corporation of America
- When You Wish Upon A Star
©Bourne Co.

Cal. V422

- **Button A:** It's A Small World
©1963 Wonderland Music Co., Inc.
- **Button B:** Mickey Mouse March
©1955 Walt Disney Music Company

Cal. V52F/V52G

- It's A Small World
©1963 Wonderland Music Co., Inc.
- Mickey Mouse March
©1955 Walt Disney Music Company

Cal. V621

- It's A Small World
©1963 Wonderland Music Co., Inc.
- When You Wish Upon A Star
©Bourne Co.
- Winnie The Pooh
©1963 Wonderland Music Co., Inc.
- Mickey Mouse March
©1955 Walt Disney Music Company

■ LUMIBRITE WATCH

(dial, hands, buttons, case, bezel, strap, etc.)



☆ If your watch is a LORUS LUMIBRITE watch, it has following features.

LORUS LUMIBRITE watches absorb and store light energy from natural and artificial light sources and emit light in the dark. They are made of environmentally friendly material, and therefore, are harmless to human beings and the environment.

- With a full charge, LORUS LUMIBRITE watches glow in the dark hours longer than conventional luminous watches of this type. If exposed to a light of more than 500 lux (i.e., the brightness of a typical office) for approximately 10 minutes, or direct sunlight for 2 minutes, they will glow for hours.
- Since LORUS LUMIBRITE watches emit the light they store, the brightness will decrease gradually over time. The length of time they will glow may also differ slightly depending on such factors as the brightness of and distance from the light source used to charge the watch.

■ BATTERY CHANGE

The miniature battery which powers your watch should last as individually specified below. However, because it is inserted at the factory, the actual life of the battery once in your possession may be less than the specified period.

Be sure to replace the battery to prevent any possible malfunction as soon as it runs down. To replace the battery, we recommend taking the watch to a local watch repair shop.

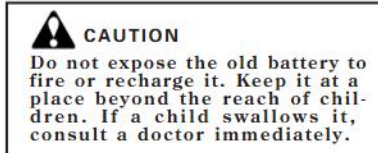
CAL. NO.	BATTERY	BATTERY LIFE
V421 V422	SEIKO/MAXELL SR726W, 1 piece	Approx. 2 years
V621	SEIKO/MAXELL/SONY SR920W, 1 piece	
V52F V52G	[For watch operation] SEIKO/MAXELL/SONY/ MATSUSHITA SR626SW or EVEREADY 377, 1 piece	Cal. V52F: Approx. 2 years Cal. V52G: Approx. 1.5 years
	[For music function] SEIKO/MAXELL/SONY/ MATSUSHITA SR626SW or EVEREADY 377, 2 pieces	Approx. 3 years

Notes:

- The music function consumes a large amount of electricity, and the consumed energy varies depending on the music played and its duration (and the movement of the second hand for Cal. V421, V422 and V621).
- [Cal. V421, V422 & V621]**
If the music function is used frequently, the battery life may be less than 2 years.
[Cal. V52F & V52G]
 - If the music function is used more than 5 times a day, the batteries for the music function may expire in less than 3 years.
 - We recommend that you replace all the three batteries if any of them needs to be replaced.

■ CARE OF YOUR LORUS WATCH

• BATTERY



• WATER RESISTANT

Condition of use Indication on the dial/ case back	Accidental contact with water, such as splashes and rain	Swimming and taking a shower	Skin diving	Scuba diving
No indication	NO	NO	NO	NO
WATER RESISTANT	YES	NO	NO	NO
WATER RESISTANT (50 M/5 BAR)*	YES	YES	NO	NO
WATER RESISTANT (100 M/10 BAR or *) above	YES	YES	YES	NO

* If your watch is 200 M/20 BAR, 100 M/10 BAR or 50 M/5 BAR water resistant, it is so indicated on the dial/case back.

- Do not press any buttons or turn the crown when the watch is wet.
- If the watch is exposed to salt water, rinse it in fresh water and then wipe it thoroughly dry.

Caution:

Leather straps are not water resistant except so indicated, even if the watch head is water resistant.

• ALLERGIC REACTION

Because the case and band touch the skin directly, it is important to clean them regularly. If not, shirt sleeves may be stained and those with delicate skin may develop a rash. Please wear the watch with some play to avoid any possible allergic reaction. If you develop a rash on your wrist, stop wearing and consult a physician.

• MAGNETISM

Your watch will not be affected by magnetism generated by household electric appliances.

• SHOCKS AND VIBRATIONS

Your watch may be worn for normal sports activities, but be careful not to drop it or hit it on hard surfaces.

• TEMPERATURE

Your watch is preadjusted so that constant accuracy may be insured at normal temperature.

■ SERVICE

When your LORUS watch requires repair or servicing, please see the enclosed WARRANTY/GUARANTEE.