



Thank you for purchasing a Timex® watch!

## What is the Timex Wrist Rave™?

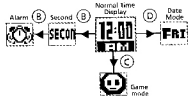
The Timex Wrist Rave is a watch with fun melodies and rhythms, together with funky characters to keep you dancing all day. Apart from the hot dance beats, you can also play two challenging games or play the animated Tune Box.



Note: Your watch goes to sleep to save energy. Press any key to wake it!

## A Look at the Timex Wrist Rave™

- Normal Time with 12/24 hour display system
- Sleep Mode with animation
- Alarm
- Date with month-day / day-month display systems
- Big Digit Seconds Display
- Sound ON / OFF
- Games: Catch Me, That Crazy & Tune Box



## Normal Time Mode

Normal time mode is the default display mode. It shows the hour, minute and AM/PM status. Choose either the 12 or 24-hour display format. When the watch is in 24 hour format, the AM/PM will be hidden to distinguish from the 12 hour format.



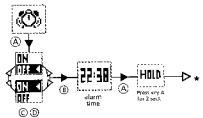
## Alarm

There is a daily alarm for this watch. From Time, press B twice to enter alarm mode. After entering the alarm mode,

- Press key A to enter alarm ON/OFF mode
- Toggle key C or D to select ON / OFF
- Press key B to confirm and move to the alarm time

How to adjust the alarm time:

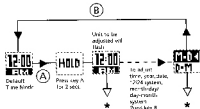
- Press key A for 2 seconds to enter the alarm adjust mode.
- Follow the Adjustment Procedures at the section "How to Set the Watch" to set the alarm time accordingly.
- Press key A to confirm and back to the time display



If the alarm is beeping, any key press will stop it at once.

## How to Set the Watch

When time of day display, press key A for 2 secs to enter the adjust mode. Follow the adjustment procedures to adjust the time, year, date, 12/24 system, month-day/year-month format consecutively, by pressing B.



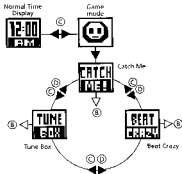
### \* Adjustment Procedures:

- The flashing unit is the unit to be adjusted
- Press key C or D to select the correct unit
- Press key B to confirm and move to the next adjustment.
- Press key A to exit setting mode.

## Games

There are three games in this watch:  
• Catch Me • Beat Crazy • Tune Box

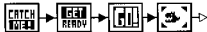
Press Key C to enter game mode.  
Press Key C or D to scroll through the games.  
Press Key B to select game or Key A to back to the default time.



## Catch Me

In this game, you have to catch the floating monsters before time runs out.

- Press Key B to confirm the game.
- Toggle key C or D to select level 1 through 3.
- Press key B to start the game.

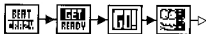


There are four catchers on the four corners of the screen. The key close to it controls each catcher. When a monster floats out near any catcher, press the corresponding key to catch. If you can catch 5 monsters within 30 seconds, you win. If not, you lose the game. Begin at level 1. As your skill increases, try the higher levels!

## Beat Crazy

Just hit the falling bars to gain points and enjoy the animated dancers at the same time.

- Press Key B to confirm the game.
- Toggle key C or D to select level.
- Press key B to start the game.



When the game starts, there are small bars falling from the top to bottom. Press key C to "fire" from the cannon on the right side. Your score is based on:

- Number of "hits"
- Number of unit bars.
- Number of shots taken

After each game you will see a score and a comment. If you do well, you will see a happy face and be promoted to the next level.

## Tune Box

This is a mini music box inside your watch. You have 10 funky characters from which to select and 7 fun melodies to enjoy.

- Press Key B to confirm the game
- Toggle key C or D to scroll through dancers
- Press key B to select dancer and start music. Press key B to stop in the middle of the melody.



## Sound On/Off

When in the games' loop, look for the sound icon. Press key B to select. Press key C or D to choose from sound on (shows flashing bars) or sound off (shows and X). Press key B to confirm.

## Replacing the Batteries

1. Have two (2) new CR2032 batteries ready
  2. Open the case back by unscrewing the screw
  4. Open the battery compartment, remembering the positive and negative polarity positions
  5. Replace the old batteries with the new ones.
  6. Close the battery compartment.
  7. Close the case back and replace the two (2) screws
- Please note that changing batteries will clear the memory inside the watch unit.

## Specifications

- Accuracy :  $\pm$  90 seconds a month
- Time Mode : hour, minutes, p.m /a.m., month, date, day of the week
- Time System : 12/24 hour formats
- Calendar System : full auto-calendar pre-programmed from year 2000 to 2019
- Alarm Mode : alarm will sound for about 10 seconds
- Battery : Lithium battery (type CR2032)

SYSTRONIC

WRESTWATCH  
GAMES  
DATABASE