



閣下現在已經擁有一隻，機件編號為7T12的精工牌指針式石英錶。在使用您的精工牌指針式石英錶以前，務請注意閱讀這本小冊子中的各項說明，並請將予妥善加保管，以便隨時參考。



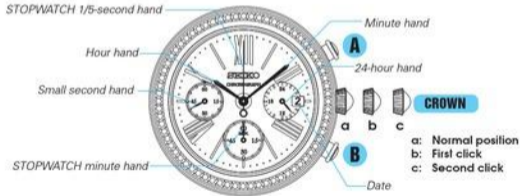
SEIKO CAL. 7T12

■ TIME/CALENDAR

24-hour, hour, minute, and small second hands

■ STOPWATCH

Measures up to 60 minutes in 1/5 second increments. Split time measurement is available.



* Some models may have a screw lock type crown. If your watch has a screw lock type crown, refer to "SCREW LOCK TYPE CROWN".

SCREW LOCK TYPE CROWN

- ◆ Some models may have a screw-lock mechanism that can securely lock the crown by screw when they are not being operated.
- ◆ Locking the crown will help to prevent any operational errors and enhance the water resistant quality of the watch.
- ◆ It is necessary to unlock the screw lock type crown before operating it. Once you have finished operating the crown, make sure to relock it.

● How to use the screw lock type crown

Keep the crown securely locked unless you need to operate it.

[How to unlock the screw lock type crown]

Turn the crown counterclockwise.

The crown is unlocked and can be operated.



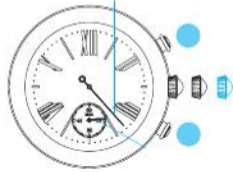
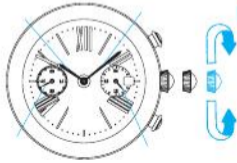


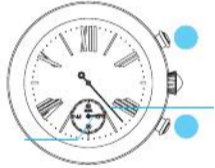
[How to lock the screw lock type crown]

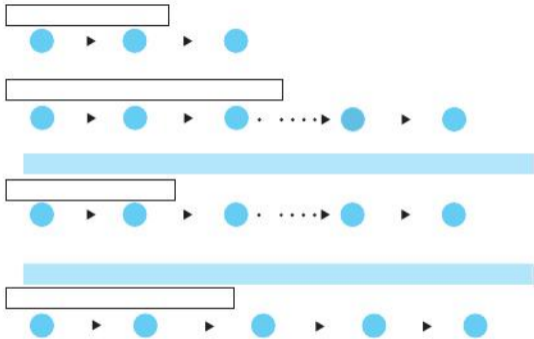
Once you have finished operating the crown, turn it clockwise while gently pressing it in toward the watch body until it stops.



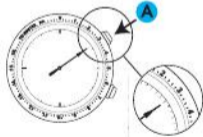
* When locking the crown, turn it slowly with care, ensuring that the screw is properly engaged. Be careful not to forcibly push it in, as doing so may damage the screw hole in the case.











**5
Years**

