
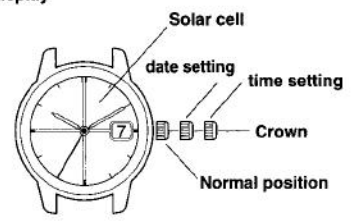
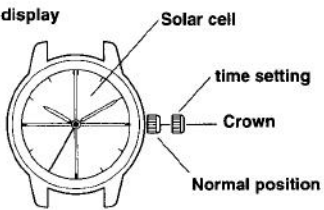
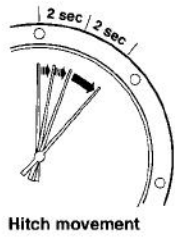
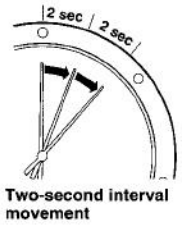
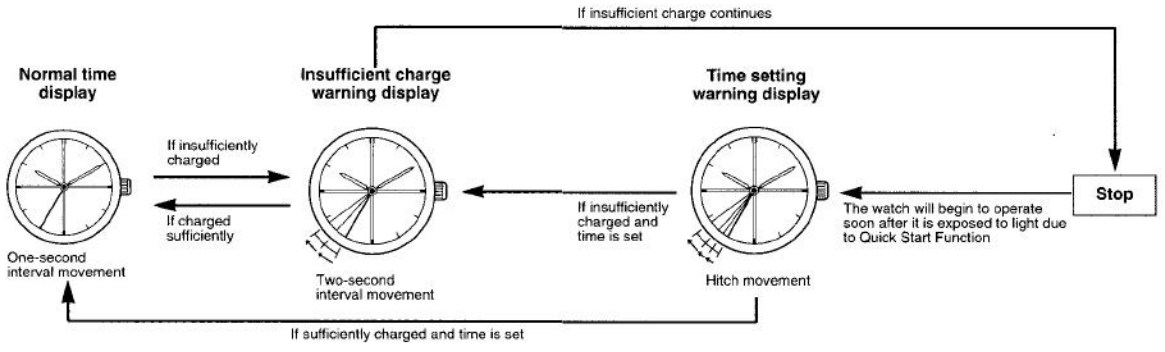


[2] Models with date display



[1] Models without date display

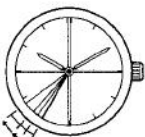









Illuminance (lux)	Environment	Time required		
		From the stop state to the one second movement	One day usage	Empty to full
500	Inside an ordinary office	15 hours	2 hours	120 hours
1000	60-70cm under a fluorescent light (30W)	7 hours 30 minutes	1 hour	60 hours
3000	20cm under a fluorescent light (30W)	2 hours 30 minutes	20 minutes	20 hours
10000	Exterior, cloudy	45 minutes	9 minutes	9 hours
100000	Exterior, summer, sunny	7 minutes	5 minutes	5 hours



Two-second interval movement



Hitch movement

Indication		Water-related use				
Watch face	Caseback	 <p>Washing face or getting wet in the rain (When splashed over it and no water pressure is applied to it)</p>	 <p>Swimming and general washing work (Kitchen work/car washing, etc)</p>	 <p>Skin diving (without air tank)</p>	 <p>Scuba diving (Diving with air tank)</p>	 <p>Pulling the crown out when the watch is wet.</p>
~	WATER RESIST	OK	NO	NO	NO	NO
WATER RESISTANT (5 bar)	WATER RESIST	OK	OK	NO	NO	NO
WATER RESISTANT (10-20 bar)	WATER RESIST	OK	OK	OK	NO	NO

"WATER RESISTANT" may sometimes be abbreviated as "WATER RESIST"

* Always set the crown in the normal position.