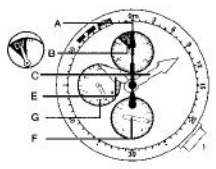
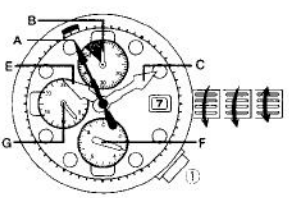
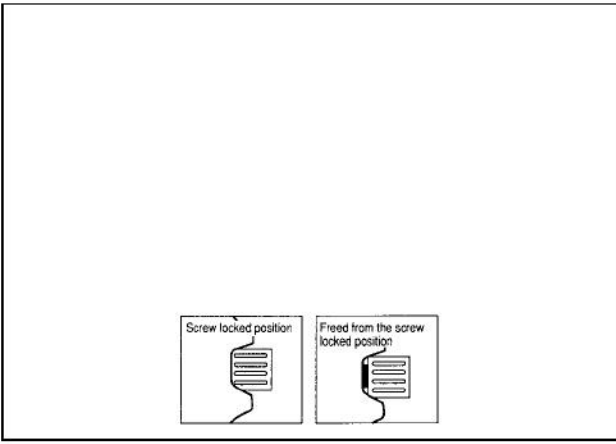
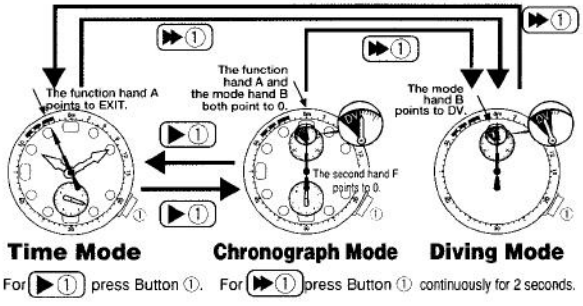



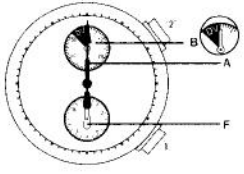
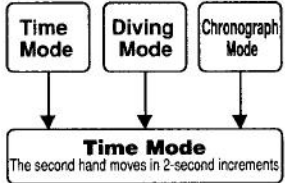
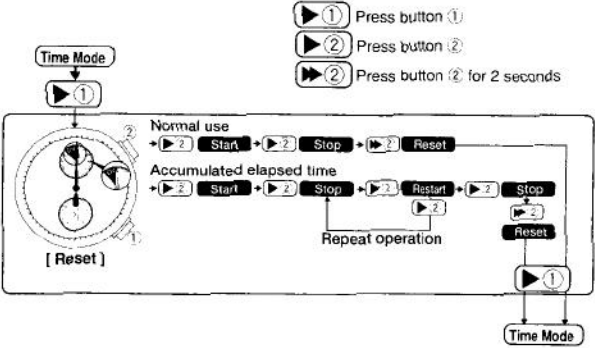


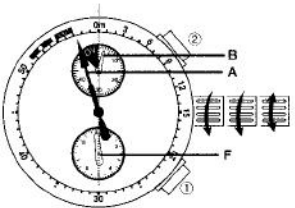
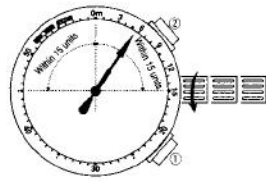

Name	Time Mode	Diving Mode	Chronograph Mode
<b>A</b> : Function hand	Points to EXIT	Indicates depth	Chronograph second hand
<b>B</b> : Mode hand	Points to 0	Points to DV	Chronograph minute hand
<b>C</b> : Minute hand	Always displays minutes		
<b>D</b> : Crown	Used to set time and date		
<b>E</b> : Hour hand	Always displays hours		
<b>F</b> : Second hand	Displays seconds		Chronograph 1/20 second hand
<b>G</b> : 24-hour time hand	Always displays 24-hour time in conjunction with the hour hand		
① Button ①	Used to switch modes, etc.		
② Button ②	Used to call Maximum depth and for chronograph measurements, etc.		


- U : EXIT...The function hand points to EXIT in the Time Mode.
- V : Over Zone Mark...The function hand points to this mark (at the 53 minute position) at depths over than 50 meters(125ft).
- W : DV...“DV” means “diving”. The mode hand points to DV when in the Diving Mode.
- X : CALL...Pushing Button ② will display the maximum depth memo.
- Y : Pressure sensor...Measures depth by sensing water pressure
- Z : Depth reading units...Depth readings are indicated in meters or feet, depending on the model.











N.D. LIMITS	
DEPTH (M)	N.O. TIME (MIN)
12	30
15	33
18	35
21	39
24	42
27	45



Indication	Water-related use					
	<b>Watch Dial</b> <b>Water Resist 200m</b>					
	Light spray, perspiration, light rain, bathing, etc.	Swimming, etc.	Skin diving (Without air tank)	Scuba diving (With air tank)	When diving using a helium enriched environment.	Pulling out the crown when the watch is wet.
Water resistant 200m	OK	OK	OK	OK	NO	NO





