

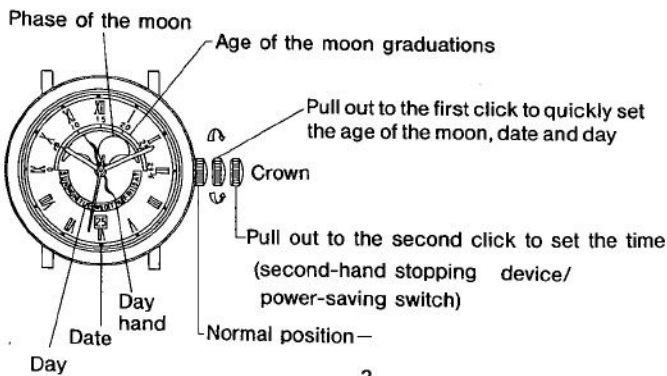
# CITIZEN ASTROFANTASY MOON SIGN

Model No. 21-25XX/Cal. No. 2870  
 ● INSTRUCTION MANUAL ● BETRIEBSANLEITUNG  
 ● MANUEL D'INSTRUCTION ● MANUAL DE INSTRUCCIONES

CTZ-6606

## 1. Operating the Watch

### 1. Main components



2

### Example:

Age of the moon for Thursday, 25 September (22 August in the lunar calendar) 1986 is age of the moon 20.8. Round 20.8 off to 21.

\* You can also use the lunar calendar. Subtract one day from the date in the lunar calendar to get the age of the moon.

### 2) Setting the age of the moon and the day

a) Pull the crown out to the first click position. Turn the crown clockwise until the moon phase is at the point closest to 21 on the moon age graduations.

b) Now check to make sure that the day indicated is correct.

c) If Thursday is not the day indicated, turn the crown again until the next moon phase is set to 21 on the age of the moon graduations. Continue this operation until the day hand to Thursday. The operation can be repeated within maximum 10 times to set the day to the proper position.

\* The phase of the moon indicator shows the moon's age, not its shape, during the phases.

4

### 2. Setting the time

Pull the crown out to the second click so that the second hand stops moving. Stop the second hand at the 12 o'clock position. Set the hour and minute hands to the present time positions. While setting the time be sure to check that the correct A.M. or P.M. period is set.

Push the crown back to the normal position in accordance with a time signal.

### 3. Quick setting of date.

Pull the crown out to the first click position. Turn the crown counterclockwise to set the date.



### 4. Quick setting of day and age of the moon indicators.

1) Check to find out what the age of the moon is for today. Look in the newspaper for the weather report and meteorological data column. Find out what the age of the moon is for today or tomorrow. If the age found is that of the age of the moon for tomorrow, subtract one day. Decimal values for the age of the moon must be rounded off.

3

## 2. SPECIAL HANDLING INSTRUCTIONS

1. Resistance to water: (Please make sure if your watch is water resistant or not)

Water-resistant Performance ranking	Indication		Water-related use		Water-resistant characteristics
	Dial	Caseback	 Face-washing, splashes, sweat, raindrops, etc.	 Swimming, etc.	
A	—	—	NO	NO	The non-resistant watch and must be kept away from water.
B	—	WATER RESISTANT	OK	NO	The ordinary water-resistant watch and can withstand splashes, sweat, raindrops, etc., for daily life use.

\*"WATER RESISTANT" may sometimes be abbreviated to "WATER RESIST".

\*Always set the crown at the normal position  
 \*Tighten screwlock crown completely.

5

Avoid exposing this watch to direct sunlight or leaving it in a high temperature location for a long period of time.

- This will cause malfunctioning and shorten the life of the power cell:

Do not leave this watch for a long period in a cold place.

- This may cause the watch to gain or lose slightly.
- If it is put on the wrist, the original accuracy will be restored

### 3. Avoid wet

Do not operate crown when the watch is wet.

### 4. Avoid strong shocks

This watch will withstand normal shock incurred while playing golf or other sports.

Avoid dropping it on the ground or otherwise imparting severe shock to it.

### 5. Avoid strong magnetic fields

Don't put the watch near a magnet.

This watch is unaffected by magnetic fields from domestic appliances, such as television and stereo sets.

6

### 8. Periodic inspection

Periodic inspection of the watch at intervals 1 to 2 years are recommended. Periodically replace the parts with genuine CITIZEN spare parts.

- 9. Be sure to keep the power cell away from infants or small children, should accidental ingestion occur, consult a doctor at once.

8

### 6. Avoid chemicals and gases

Avoid wearing this watch in the presence of chemicals and gases. If mercury or any chemical (such as fuel gasoline, benzene, thinner, alcohol, spray liquid of cosmetics or alike, manicure solution, manicure remover, adhesive, and paint) attaches, discoloration, deterioration or damage to case, band or other components may occur.

### 7. Keep the watch clean

Wipe off with a soft cloth, water droplets that adhere to the case, the glass and band. Dirt left on the case or band may cause skin rashes. A watchband gets easily dirty with the sweat or dust since it directly touches the skin, and even a stainless or goldplated band may sometimes get rust in the long run if it is left dirty.

For a mesh band because the meshes are very fine, its particular "flexibility" will be lost if it is soiled in a long period of use.

In this respect, it is necessary to wash a metallic watchband periodically in order to keep the band beautiful at all times.

A metallic watchband is usually washed with a brush in the soap water. After that it is well wiped with the soft cloth having good water absorption properties to get rid of the water content. Then the band is dried completely. Please pay attention, to prevent the water from getting inside the watch movement, when the band is washed.

7

## 3. Specifications

- (1) Model name ..... CITIZEN ASTRO FANTASY Moon SIGN
- (2) Effective temperature range: .....  $-10^{\circ}\text{C} \sim +60^{\circ}\text{C}$  ( $14^{\circ}\text{F} \sim 140^{\circ}\text{F}$ )
- (3) Accuracy ..... within  $\pm 20$  sec/month at normal ambient temperature range of  $5^{\circ} \sim 35^{\circ}\text{C}$  ( $41^{\circ}\text{F} \sim 95^{\circ}\text{F}$ )
- (4) Additional functions .....
  - Day and date quick setting device  
(Day indicator ..... Day hand used)
  - Second hand stopping device
  - Power saving switch
  - Age of the moon IndicatorPrecision of age of the moon indicator – 0.18 days per year (Goes at least two years without resetting)
- (5) Power cell ..... Small silver oxide power cell 1 pce.
  - Part number 280-56
  - Life approx 2 years

9