

ManualsLib.com

ManualsLib.com



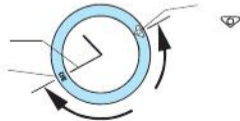


ManualsLib.com

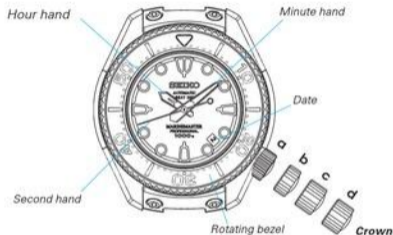


ManualsLib.com

ManualsLib.com



NAMES OF THE PARTS



a: Screwed-in position **b: Normal position** **c: First click** **d: Second click**

HOW TO START THE WATCH

This watch is an automatic watch equipped with a manual winding mechanism.

- **To initially start your watch:**
If your watch is completely stopped, it is recommended that you manually wind the mainspring by turning the crown.
- **How to manually wind the mainspring by turning the crown**
 1. Unlock the crown by turning it counterclockwise.
 2. Slowly turn the crown clockwise to wind the mainspring.
 3. Continue to turn the crown until the mainspring is sufficiently wound. The second hand will start moving.
 4. Lock the crown by turning it clockwise while pressing it.





ManualsLib.com



ManualsLib.com



ManualsLib.com

ManualsLib.com