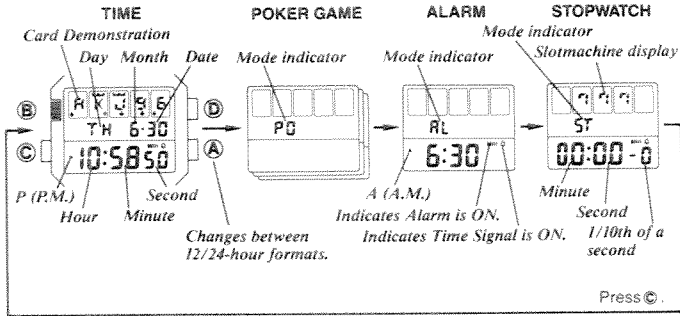
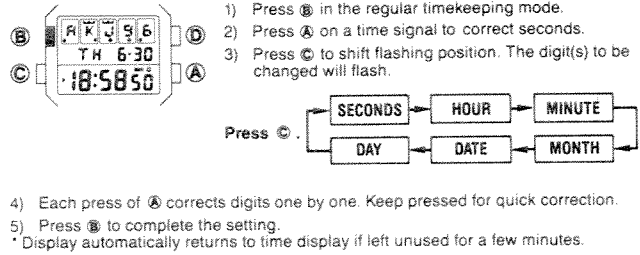


Module No. 812

READING THE DISPLAY



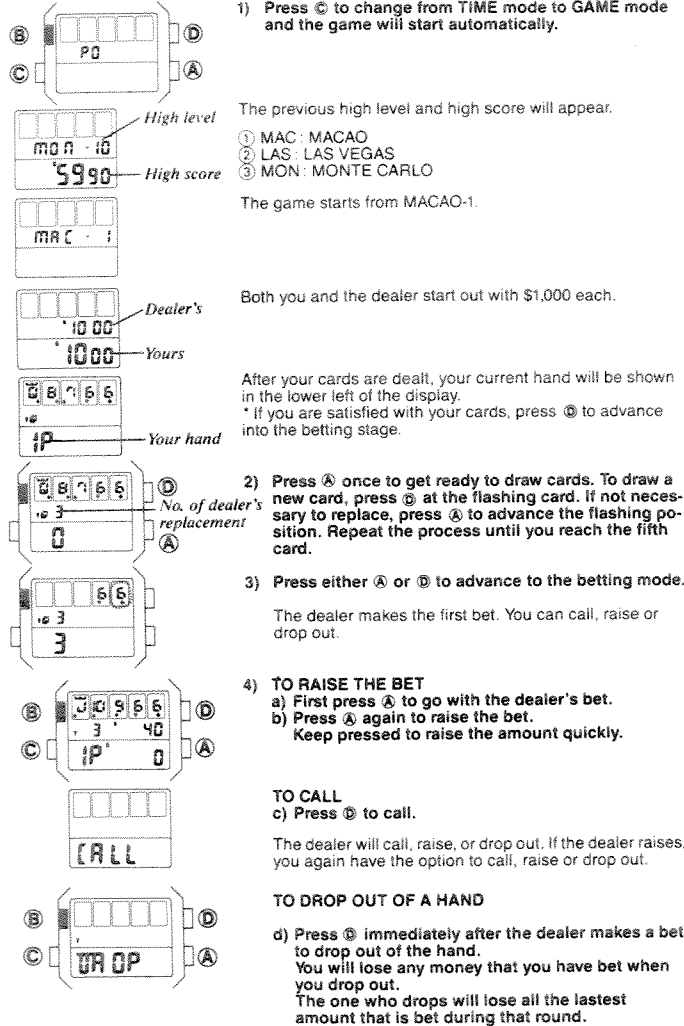
SETTING TIME AND DATE



PLAYING THE POKER GAME

This poker game consists of 3 levels (MACAO, LAS VEGAS, MONTE CARLO) including 10 rounds each. The minimum that can be bet on a hand is \$10, and the maximum is \$300. If you have less than \$300 left, the amount left is the maximum bet for you.

STARTING THE GAME



- * Even if you have not made any bet, your money total will be reduced by \$10 if you drop out.
- e) If the dealer drops out, the amount of money bet by the dealer will be added to your money total.

You automatically advance to the next level when your money total at the end of a level is greater than that of the dealer. You also immediately advance to the next level when you succeed in winning all of the dealer's money.

5) Press B to replay.

GAME OVER

The game ends when:

- You have less money than the dealer has at the end of a level.
- You lose all of your money.
- You finish the final round of the MONTE CARLO level.

TABLE OF HANDS

The following table describes the strength of


* ROYAL FLUSH (RF) 10, J, Q, K, A of the same suit.	
* STRAIGHT FLUSH (SF) Five cards with of the same suit in series.	
* FOUR OF A KIND (4C) Four cards with the same number.	
* FULL HOUSE (FH) Three of a kind plus a pair.	
* FLUSH (FL) Five cards of the same suit.	
* STRAIGHT (ST) Five cards of different suit in series.	
* THREE OF A KIND (3C) Three cards with the same number.	
* TWO PAIRS (2P) Two cards with one number & two cards with another number.	
* ONE PAIR (1P) Two cards with the same number.	
* NO PAIRS (-) None of the combinations.	

OPERATING DAILY ALARM

Beeper sounds for 20 seconds at preset time every day until cleared when daily alarm is set. Press any button to stop the beeper. Signal sounds at the beginning of every hour if time signal is set.

SETTING ALARM TIME

- Press B in the daily alarm mode.
- Press C to shift flashing position. The digit(s) to be changed will flash.



- Each press of B corrects digits one by one. Keep pressed for quick correction.
- Press A to complete the setting.

SOUND DEMONSTRATION

Press and hold A in the alarm mode to sound the beeper.


* Display automatically returns to initial daily alarm display if left unused for a few minutes.

ON OR OFF SETTING OF DAILY ALARM AND TIME SIGNAL



Both daily alarm and time signal sound. Both daily alarm and time signal do not sound. Daily alarm only sound. Time signal only sound.

USING STOPWATCH



The stopwatch measures time in 1/10 sec. units up to 60 minutes, then resets and starts again.

Press A to start or stop.

Press B to reset when the stopwatch is stopped.

Slotmachine display

You can enjoy playing slotmachine in this stopwatch mode. (inoperative)

Every time the stopwatch starts, the 3 characters shown in the upper display will change until you press A again to stop.

The characters consists of

