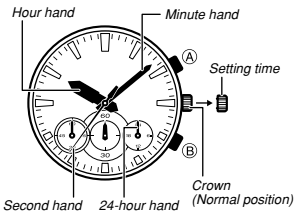


Operation Guide 5029

CASIO®

- Your watch may differ somewhat from the one shown in the illustration.

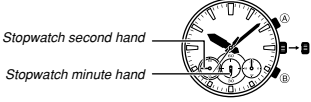


Hour hand
Minute hand
Setting time
Crown (Normal position)
Second hand
24-hour hand

To set the time

- Pull the crown out when the second hand is at 12 o'clock position and the second hand stops.
- Set the hands by rotating the crown. Rotate the crown to move the hands. Move the minute hand four or five minutes past the time you want to set, and then back it up to the proper setting.
- Push the crown back in to the normal position.

Using the Stopwatch



Stopwatch second hand
Stopwatch minute hand

The stopwatch lets you measure elapsed time up to 29 minutes, 59 seconds.

To measure times with the stopwatch

Elapsed Time

(A) Start → (A) Stop → (A) Re-start → (A) Stop → (B) Clear

To correct the 0 (zero) positions of the stopwatch hands


Perform the following procedure if the stopwatch hands do not return to their 0 positions when you reset the stopwatch.

- Pull out the crown.
- Use (A) (clockwise) and (B) (counterclockwise) to move the stopwatch hands to 0 position.
 - The stopwatch minute hand is synchronized with the stopwatch second hand.
 - Holding down (A) or (B) will move the hands at high speed.
- Push the crown back in to its normal position.

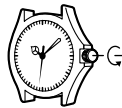
Important!

- Timekeeping stops while the crown is pulled out. Correct the current time setting after performing the above operation.

- For a watch with an elapsed time bezel
Rotate the elapsed time bezel to align the ▽ mark with the minute hand.
After certain amount of time elapsed, read the graduation on the elapsed time bezel which the minute hand points to.
The elapsed time is indicated.



- Some water resistant models are equipped with a screw lock crown.
- With such models, you must unscrew the crown in the direction noted in the illustration to loosen it before you can pull it out. Do not pull too forcibly on such crowns.
- Also note that such watches are not water resistant while their crowns are loosened. Be sure to screw the crowns back in as far as they will go after making any setting.



Specifications

- Accuracy at normal temperature:** ± 20 seconds a month
- Display:** 3 analog hands (timekeeping hour, minutes, and seconds),
3 dials (Stopwatch seconds, stopwatch minutes, and timekeeping 24-hour)
- Stopwatch function:** Measuring capacity: 29'59"/Measuring unit: 1 second
Measuring mode: Elapsed time
- Battery:** One silver oxide battery (Type: SR621SW)
Approximately 2 years on type SR621SW (assuming one stopwatch operation 30 min./day)