



ManualsLib.com

ManualsLib.com

ManualsLib.com



ManualsLib.com





ManualsLib.com





Manu.com

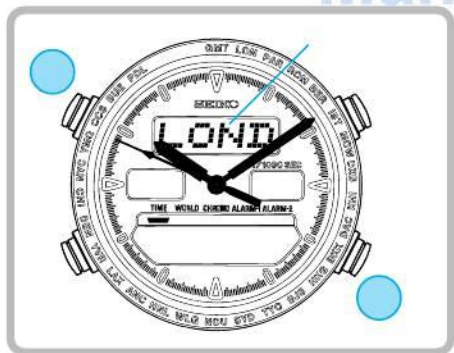




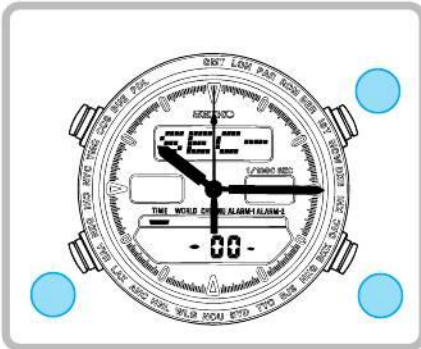
MaterialsLib.com



ManualsLib.com



English



ManualsLib.com

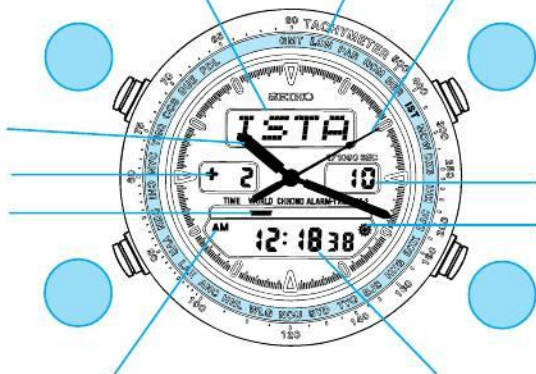
A vertical dashed line on the left side of the matching area. To its right, there are two horizontal lines: a solid line and a dashed line. Further right, there are two columns of three rounded rectangular boxes each, intended for matching the watch faces to their corresponding lines.



ManualsLib.com



ManualsLib.com





-
-

ManualsLib.com

-
-

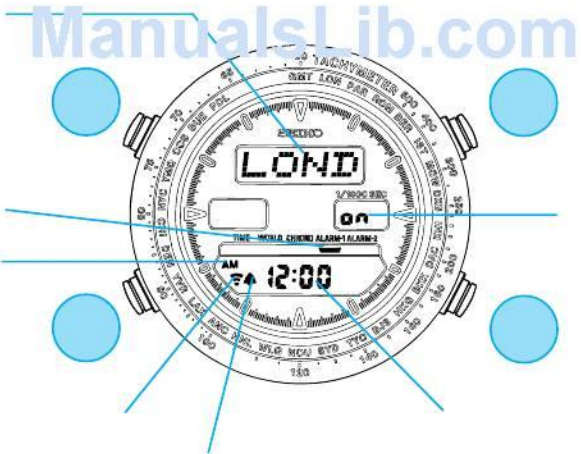



ManualsLib.com

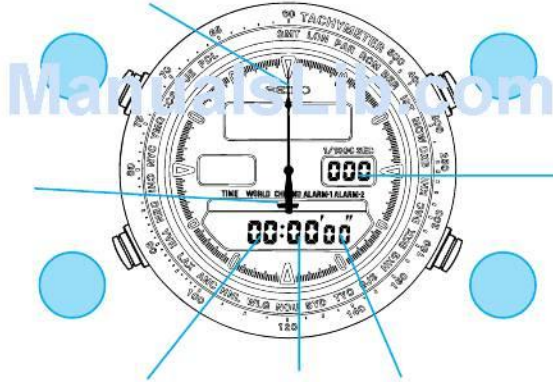


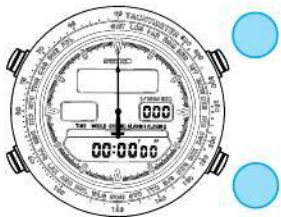
±			±		

ManualsLib.com







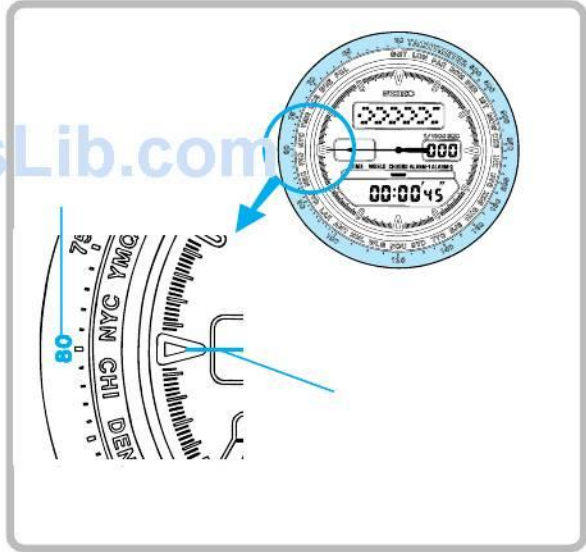


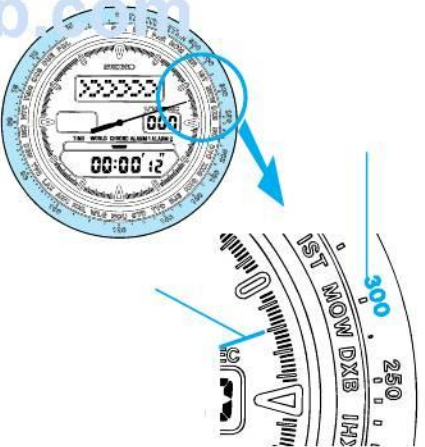
ManualsLib.com





ManualsLib.com





ManualsLib.com



ManualsLib.com


ManualsLib.com



ManualsLib.com



ManualsLib.com





-
-
-



-

ManualsLib.com



ManualsLib.com

English



ManualsLib.com



ManualsLib.com



English



ManualsLib.com



ManualsLib.com

ManualsLib.com



ManualsLib.com