



ManualsLib.com

用法說明

頁

# ManualsLib.com

閣下現在已經擁有一隻，機件編號為 \_\_\_\_\_ 的精工牌指針式石英錶。在使用您的精工牌指針式石英錶以前，務請注意閱讀這本小冊子中的各項說明，並請將手冊妥加保管，以便隨時參考。



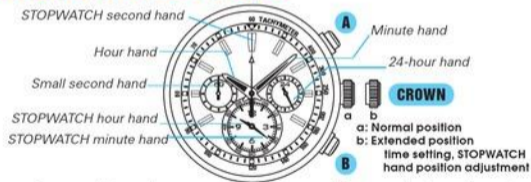
**SEIKO CAL. 7T11**■ **TIME**

24-hour, hour, minute and small second hands

■ **STOPWATCH**

12-hour stopwatch in 1-second increments

When the measurement reaches 12 hours, the stopwatch automatically stops.

**DISPLAY & BUTTONS**

- Some models may have a screw-lock-type crown. If your watch does, refer to the "SCREW-LOCK-TYPE CROWN" on page 11.
- Simplified illustrations may be used in the following sections of this manual.

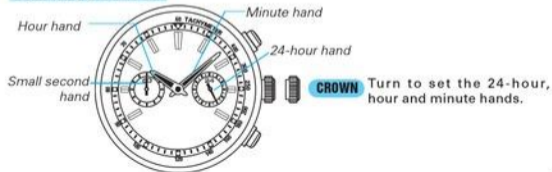
**SETTING THE TIME AND ADJUSTING THE STOPWATCH HAND POSITION**

- This watch is designed so that the following adjustments are made with the crown at the extended position:

- 1) time setting
- 2) stopwatch hand position adjustment

Once the crown is pulled out, be sure to make both the above adjustments before pushing the crown in.

**CROWN** Pull it out when the small second hand is at the 12 o'clock position. The small second hand will stop on the spot.

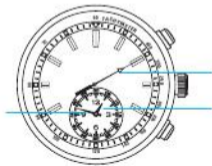
**1. TIME SETTING**



ManualsLib.com




# ManualsLib.com





ManualsLib.com





Empty rounded rectangular box for notes.

ManualsLib.com



Empty rounded rectangular box for notes.



ManualsLib.com





ManualsLib.com



**ManualsLib.com**