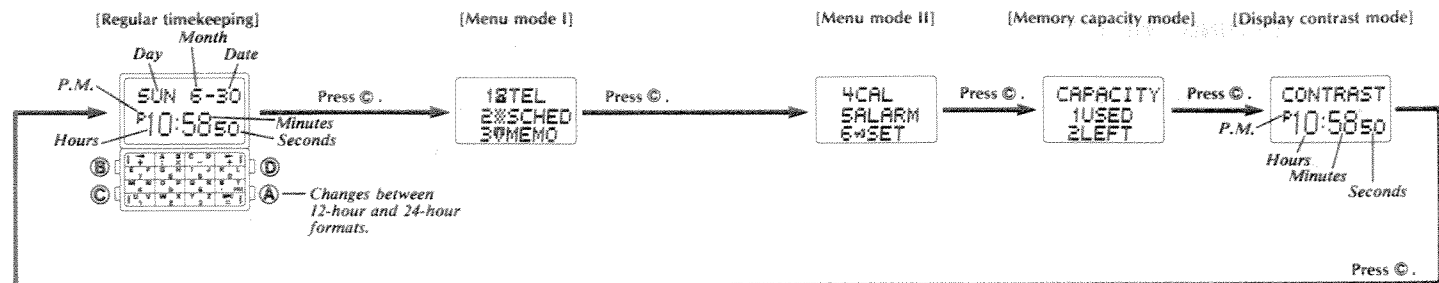


# Module No. 261

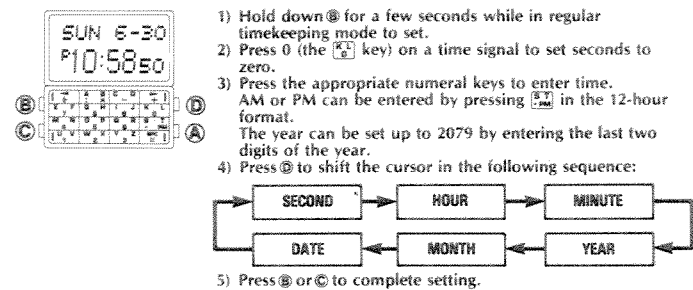
## READING THE DISPLAY



(Reversion to regular timekeeping) Hold down C for a few seconds to revert to regular timekeeping, regardless of mode.

(Auto-retrieve function) Watch returns to regular timekeeping in 5 or 6 minutes if left in another mode.

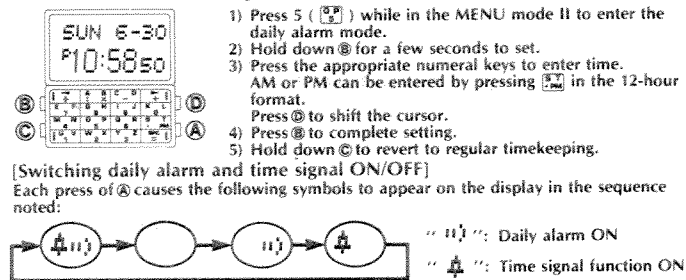
## SETTING TIME AND CALENDAR



- Hold down C for a few seconds while in regular timekeeping mode to set.
- Press 0 (the 0 key) on a time signal to set seconds to zero.
- Press the appropriate numeral keys to enter time. AM or PM can be entered by pressing P in the 12-hour format. The year can be set up to 2079 by entering the last two digits of the year.
- Press C to shift the cursor in the following sequence:
  - SECOND → HOUR → MINUTE → DATE → MONTH → YEAR
- Press C or P to complete setting.

## SETTING DAILY ALARM

Setting the daily alarm causes the beeper to sound daily for 20 seconds at the preset time. Press any button to stop the beeper while it is sounding. A beep sounds every hour on the hour if the time signal is set.



- Press 5 (5) while in the MENU mode II to enter the daily alarm mode.
  - Hold down C for a few seconds to set.
  - Press the appropriate numeral keys to enter time. AM or PM can be entered by pressing P in the 12-hour format. Press C to shift the cursor.
  - Press C to complete setting.
  - Hold down C to revert to regular timekeeping.
- [Switching daily alarm and time signal ON/OFF] Each press of C causes the following symbols to appear on the display in the sequence noted:

## DATA BANK OPERATION

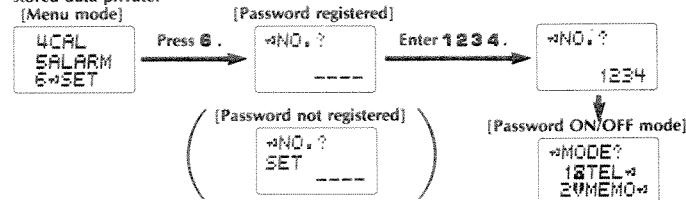
One of three types of MEMO can be selected by pressing 1 (TEL), 2 (SCHED) or 3 (MEMO) while in the MENU mode I. Memory area is shared among the three types of MEMO.

- TEL (TELEMemo)**  
A maximum of 100 pages consisting of 8 characters and 12 numerals per page can be stored. Pages are automatically stored in alphabetical order. A password function keeps personal data private. Sequential and initial (direct) search can be used to locate data.
- SCHED (SCHEDULE-MEMO)**  
A maximum of 65 sets consisting of date, start time, end-time and a 16-character message per set can be stored. Memos are automatically erased when the date for which they are set is passed.
- MEMO (MEMO)**  
A maximum of 61 pages consisting of 24 characters per page can be stored. The password function, sequential and direct search can be used.

Once 1 TEL, 2 SCHED, or 3 MEMO is selected, press 1 (SEARCH), 2 (EDIT) or 3 (INPUT). Next the password should be entered if one has already been set.

- (SEARCH)**  
 SEQUENTIAL SEARCH: Press < (L) or > (R) to search data items one by one. Hold down C for high speed search.  
 INITIAL SEARCH: Use the character keys to enter the initial letter (or month when SCHEDULE-MEMO is selected) of the data item to be located and then press < or > to search data items one by one.  
 DIRECT SEARCH: Enter up to 8 characters followed by < or >.
- (EDIT)**  
 1) Recall data item to be edited using SEQUENTIAL or INITIAL SEARCH.  
 2) Press C or P to move the cursor to appropriate position. Simultaneously hold down C and P for a few seconds to clear the entire page.  
 3) Enter the desired characters.  
 4) Press C to continue. The watch reverts to regular timekeeping if C is held down.
- (INPUT) ENTERING NEW DATA**  
 1) Press C or P to move the cursor to the appropriate position. Enter characters after confirming that the cursor appears as " | ".

[Password] The password function can be used in the TELEMemo and/or MEMO modes to keep stored data private.

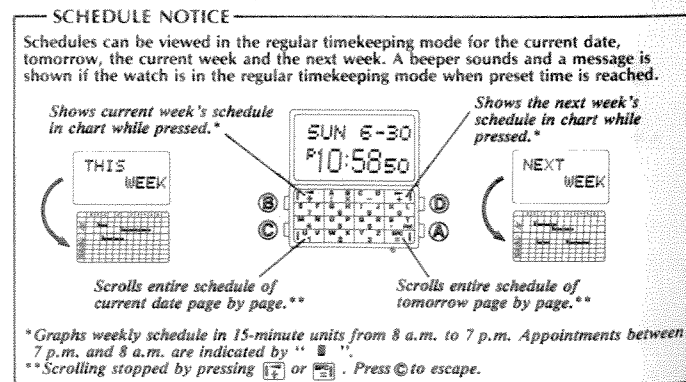


- Select 6 while in the MENU mode.
- Enter four numbers as the password. Press C to shift the cursor.
- Press 1 and/or 2 to set password to the TELEMemo and/or MEMO modes.
- Press C to complete. The watch reverts to regular timekeeping if C is held down.

- [Password cancel]**  
 1) Select 6 while in the MENU mode.  
 2) Enter the previously registered password.  
 3) Press 1 and/or 2 to cancel the previously registered password. ("E" mark disappears from the display.)  
 4) Press C to complete. The watch reverts to regular timekeeping if C is held down.

**[Password change]**  
A new password can be registered once a previously registered password is canceled.

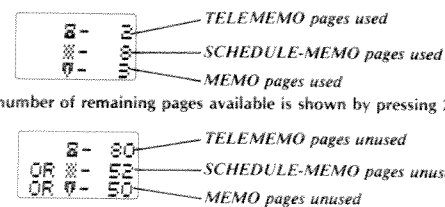
- [Password clear]**  
A password can be cleared if forgotten, but clearing the password also clears all data stored under the password.  
 1) Select 6 while in the MENU mode.  
 2) Simultaneously hold down C and P for a few seconds.  
 3) Press C to complete. The watch reverts to regular timekeeping if C is held down.



\*Graphs weekly schedule in 15-minute units from 8 a.m. to 7 p.m. Appointments between 7 p.m. and 8 a.m. are indicated by "E".  
 \*\*Scrolling stopped by pressing < or >. Press C to escape.

## MEMORY CAPACITY CHECK

The number of pages used are shown on the display when 1 (TEL) is pressed while in the memory capacity mode.



The number of remaining pages available is shown by pressing 2 (SCHED).

## DATA PROTECTION

A message appears two weeks before power fade to signal battery replacement is required.



Batteries should be replaced with new ones within two weeks of the first appearance of the power fade message. Replace batteries one by one. Removing both batteries at the same time will clear memory contents.

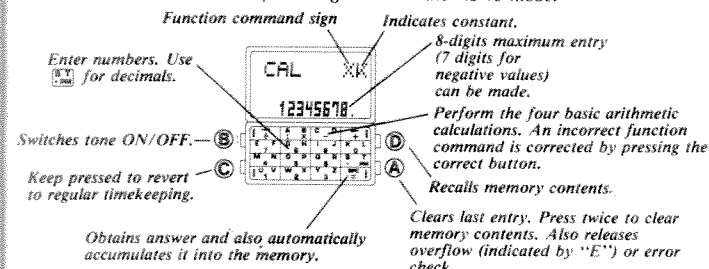
All input data will be deleted in the following cases:  
 Battery replacement, dead battery, breakdown and repair.  
 CASIO will not be held responsible for failure in data protection and any resultant damage.

## DISPLAY CONTRAST

Press < (L) or > (R) while in the contrast mode to select one of 8 levels of display contrast.

## CALCULATOR OPERATION

The calculator mode is entered by selecting 4 while in the MENU mode.



Be sure to press the C button when starting calculations.

| EXAMPLE                           | OPERATION            | READ-OUT    |
|-----------------------------------|----------------------|-------------|
| Basic calculation:                |                      |             |
| 12.3 + 74 - 90 = -3.7             | A 12 + 74 - 90 =     | M -3.7      |
| (12 - 0.5) × 3 ÷ 7 = 4.9285214... | A 12 - 0.5 × 3 ÷ 7 = | M 4.9285214 |
| Constant calculation:             |                      |             |
| 10 + 7 = 17                       | A 7 + + 10 =         | + K 17.     |
| 12 + 7 = 19                       | 12 =                 | + K 19.     |
| 78 - 12 = 66                      | A 12 - - 78 =        | - K 66.     |
| 45 - 12 = 33                      | 45 =                 | - K 33.     |
| 2.3 × 45 = 103.5                  | A 45 × × 2.3 =       | × K 103.5   |
| 5.1 × 45 = 229.5                  | 5.1 =                | × K 229.5   |
| 78 + 9.6 = 8.125                  | A 9.6 ÷ ÷ 78 =       | ÷ K 8.125   |
| 1.2 + 9.6 = 0.125                 | 1.2 =                | ÷ K 0.125   |
| Memory calculation:               |                      |             |
| 80 × 9 = 720                      | A 80 × 9 =           | M 720.      |
| 50 × 6 = 300                      | 50 × 6 =             | M 300.      |
| 20 × 3 = 60                       | 20 × 3 =             | M 60.       |
| Total 1080                        | 1080 =               | M 1080.     |