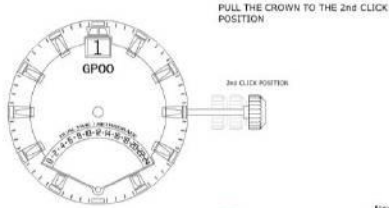


**ADJUSTING CALENDAR TO ZERO POSITION**

1/2



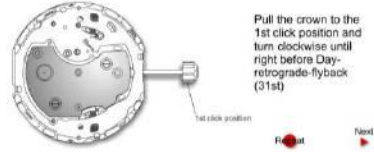
- |  |  |   |   |  |  |
|--|--|---|---|--|--|
| <b>STEP 1</b><br>ADJUSTING CALENDAR TO ZERO POSITION | <b>STEP 2</b><br>ADJUSTING DATE-RETROGRADE HAND TO ZERO POSITION | <b>STEP 3</b><br>ADJUSTING MONTH AND DAY-RETROGRADE HANDS | <b>STEP 4</b><br>ADJUSTING MONTH AND DAY-RETROGRADE HANDS | <b>STEP 5</b><br>ADJUSTING DATE-RETROGRADE HAND TO ZERO POSITION | <b>STEP 6</b><br>ADJUSTING DATE-RETROGRADE HAND TO ZERO POSITION |
|--|--|---|---|--|--|

Next

Copyright © 2016 MIYOTA. All Rights Reserved.

**Adjusting Date-retrograde to ZERO position**

1/4









- |  |  |   |  |
|--|--|---|--|
| <b>STEP 1</b><br>Adjusting calendar to zero position | <b>STEP 2</b><br>Adjusting Date-retrograde hand to zero position | <b>STEP 3</b><br>Adjusting month and day-retrograde hands | <b>STEP 4</b><br>Adjusting Date-retrograde hand to zero position |
|--|--|---|--|

Reset

Next

Copyright © 2016 MIYOTA. All Rights Reserved.

---





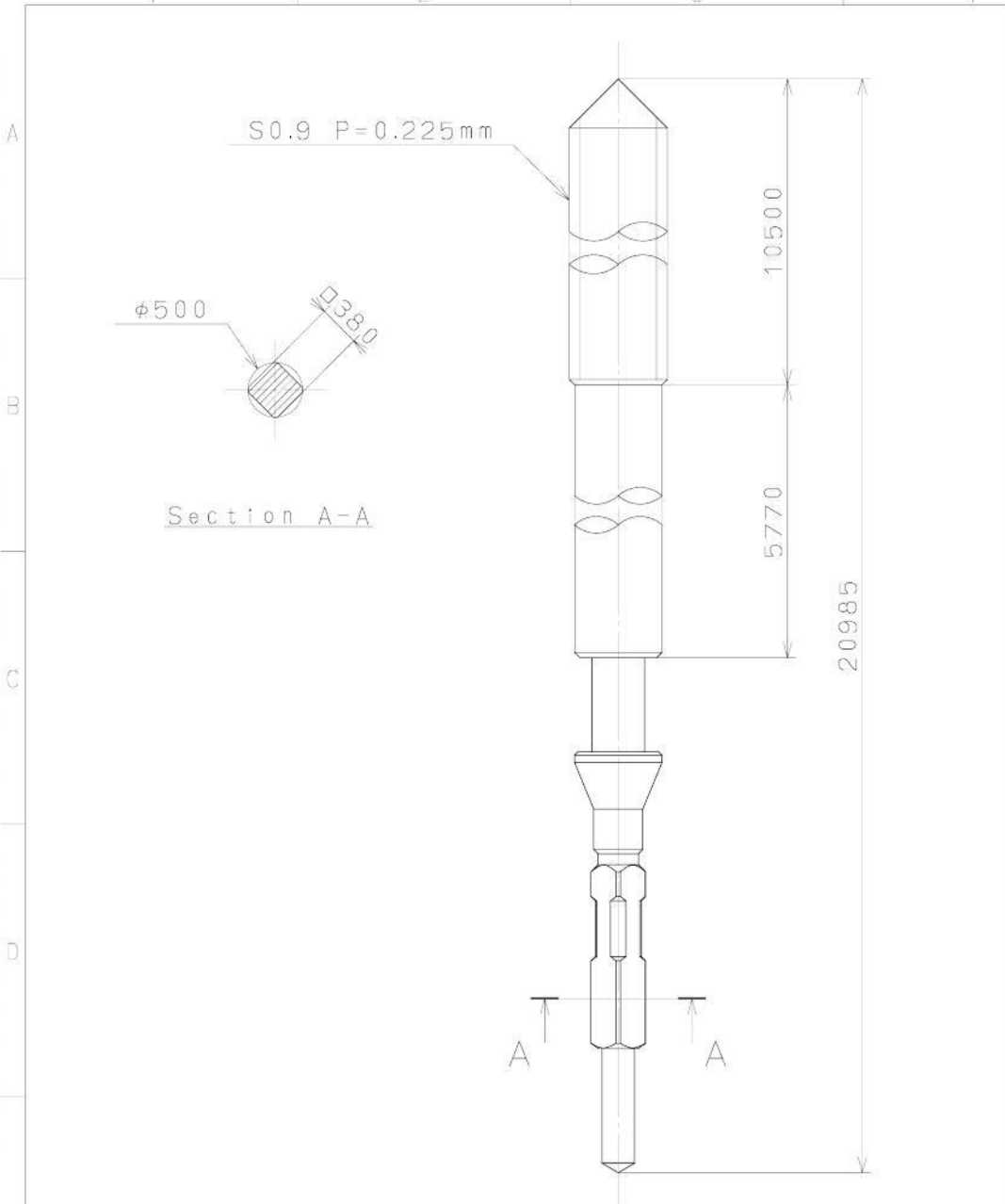






2005/02/01 (17:07:32)

This drawing is provisional and subject to our reconfirmation and/or revision without notice.



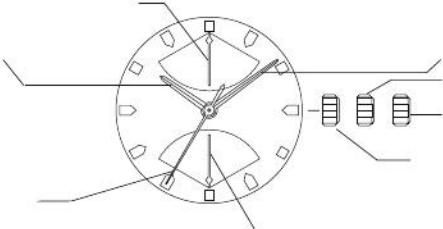
△			Quantity		Cal. NO.:
△			Unit	1/1000mm	
△			Scale	20/1	Parts No.:
△			Date	Name	065-992
△			Drawn		
Mark	Date	Description	Appr.	Checked	M. Fukuda Name:
		Alterations		Approved	SETTING STEM
Material					Drawing No.: 9920S000
Heat Treatment			General Tolerances		
Hardness			Dimensions		
Plating			Angles		CITIZEN WATCH CO., LTD. TOKYO, JAPAN

\_\_\_\_\_

\_\_\_\_\_

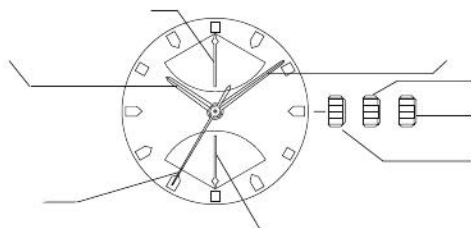
---

A) DISPLAYS



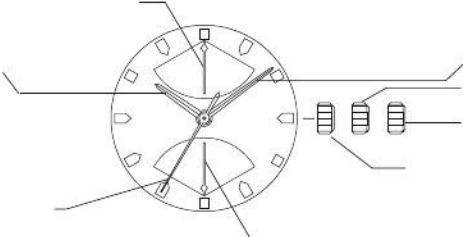
---

A) 表示部



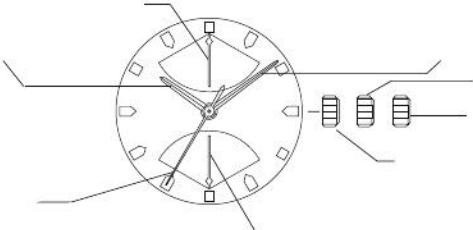


A) DISPLAY



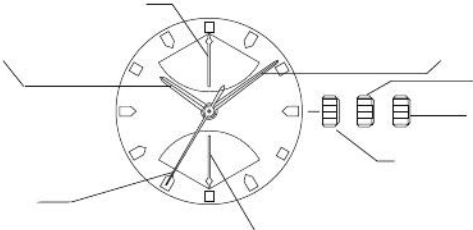
---

**A) INDICATIONS**





**A) VISUALIZACIÓN**



---

**A) VISUALIZZAZIONI**

