

Operation Guide 5171/5172

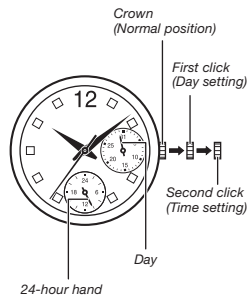
CASIO®

- Your watch may differ somewhat from the one shown in the illustration.

[Module 5171]

To set the time

- When the second hand is at 12 o'clock, pull out the crown to the second click to stop it.
- Set the hands by rotating the crown. Move the minute hand four or five minutes past the setting you want, and then back them up to the setting.
- Push the crown back in on a time signal to resume timekeeping.



To set the day

- Avoid setting the day between 9:00 p.m. and 1:00 a.m. The day may not change in the following day if you do.

- Pull out the crown to the first click.
- Set the day by rotating the crown.
- Push the crown back in to its normal position.


24-hour hand

The 24-hour hand indicates the current hour of the day, making one complete rotation every 24 hours.

[Module 5172]

To set the time


- When the second hand is at 12 o'clock, pull out the crown to stop it.
- Set the hands by rotating the crown. Move the minute hand four or five minutes past the setting you want, and then back them up to the setting.
- Push the crown back in on a time signal to resume timekeeping.



24-hour hand

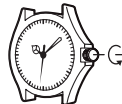
The 24-hour hand indicates the current hour of the day, making one complete rotation every 24 hours.

- For a watch with an elapsed time bezel
Rotate the elapsed time bezel to align the ∇ mark with the minute hand.
After certain amount of time elapsed, read the graduation on the elapsed time bezel which the minute hand points to.
The elapsed time is indicated.



Elapsed time bezel

- Some water resistant models are equipped with a screw lock crown.
- With such models, you must unscrew the crown in the direction noted in the illustration to loosen it before you can pull it out. Do not pull too forcibly on such crowns.
- Also note that such watches are not water resistant while their crowns are loosened. Be sure to screw the crowns back in as far as they will go after making any setting.



Specifications

Module No.	Accuracy at normal temperature (per month)	Battery type	Battery life
5171/5172	±20 seconds	SR621SW	Approx. 3 years