



**Game  
Watch**



Based on the "Winnie The Pooh"  
works Copyright A.A. Milne and E.H.  
Shepard

© DISNEY CHINA

## OPERATION FOR POOH LCD GAME WATCH

### (A) General Description

Pooh Game watch is a 4-bit CMOS microcomputer programmed as a LCD Game with a real time clock, and a daily alarm with chime.



P.1

### (B) Features

1. Basic Clock function: Hour, Minute
2. 12/24 hour time system: selected by key option
3. Hourly chime
4. Daily alarm: 20 sec melody alarm
5. Game 1 and Game 2 selectable with varied no. of Honey flow and speed control
6. Different melody or sound effect for: Game start, game playing, receive a honey, a segment appear, miss, game over, alarm sound, and chime
7. Game sound on/off selectable with Time piece function
8. 4 button operation

### (C) Function Description

1. Game Demo Mode: When power

P.2

up or reset, game demo mode will be entered.

2. Alarm Mode: Press and hold S4 for alarm time display. Real time will be displayed if S4 is released. Depress S1 in alarm time display mode to select alarm arm/disarm and chime, on/off.

The select sequence is shown below:-

Press once to enable chime

Press twice to arm alarm

Press 3 times to arm alarm and enable chime

Press 4 times to disarm alarm and disable chime

N.B. Game sound off if both chime and alarm are disabled.

3. Alarm time setting mode:  
Press & hold S4 then press S3 in Game demo mode, alarm time setting mode will be entered. S4 is used for digit select and S1 is used for digit advancing. Depress S3 twice to return to Game demo mode or auto return after 30 sec.
4. Real time setting mode: Press S3 once in Alarm time setting mode, real time setting mode will be entered. S4 is used for digit select and S1 is used for digit setting. Depress S3 once for exit time setting mode or return after 30 sec. During time setting mode, depress S2 to toggle 12/24 hour system display.
5. Game 1 or Game 2 selection:  
Press S1 to select Game 1 or


Game 2 ("G1" and "G2" indicators indicate the Game 1 or Game 2). S2 for game start, S3 for left and S4 for right.

### (D) Game Description




1. Player must control the "Winnie The Pooh" by S3 (LEFT) and S4 (RIGHT) to receive the honey. If

the "Winnie The Pooh" fails to receive the honey more than 3 times, the game will be over, then the player must start a new game.



2. One honey received successfully will score 1 point.



3. At the right bottom, a special honey jar  SEG(A) will appear randomly and last about 2 sec..

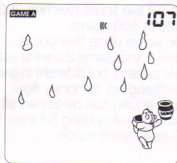
During this period, player can control the "Winnie The Pooh" to right end, press S4(RIGHT) once to get the special honey jar, if success, the player will score 5

points.

4. All misses will be deducted as a bonus if the score reaches 200 points or 500 points.
5. Max. score up to 999 points.
6. Game 1 and Game 2 are the same game pattern, but different in game speed and no. of honey flow.
7. Game sound can be turned off by pressing and holding S4 then S1 in Game demo mode.

**SLYTRONIC**

WRISTWATCH  
GAMES  
DATABASE



8. Game sound is enable if(((indicator is selected by pressing S4 in game demo mode.ZA

## 12 MONTH LIMITED WARRANTY

THE ADVANCE WATCH CO., LTD. WARRANTIES THAT IT WILL REPAIR ANY FAILURE DUE TO DEFECTS IN MATERIALS AND/OR WORKMANSHIP FREE OF CHARGE FOR A PERIOD OF TWELVE (12) MONTHS FROM DATE OF PURCHASE. ADVANCE WATCH RESERVES THE RIGHT TO REPLACE ANY OR ALL INSIDE COMPONENTS IN LIEU OF REPAIR. THIS WARRANTY DOES NOT COVER ANY FAILURE TO FUNCTION PROPERLY DUE TO MISUSE SUCH AS WATER IMMERSION OR SEVERE SHOCK. THIS LIMITED WARRANTY DOES NOT COVER REPLACEMENT OF CRYSTAL OR CASE. IF YOUR WATCH EVER NEEDS SERVICE, WRAP IT CAREFULLY IN TISSUE PAPER OR A SIMILAR SOFT MATERIAL AND PACK IT IN A MAILING CARTON. SEND IT VIA INSURED PARCEL POST TO: USA CENTER - LCD SERVICE, 26400 W. EIGHT MILE ROAD, SOUTHFIELD, MI 48034. HK CENTER - P.O. BOX 654, TSUEN WING STREET, KOWLOON. JAPAN CENTER - COLLINES ENTERPRISES LTD., ROOM 311, PLAZA EDGAWABASHI 23-6, SEKIGUCHI 1-CHOME. BUNKYO-KU, TOKYO, 112 JAPAN. EUROPE CENTER - ADVANCE SERVICE, CH4450 SISSACH, SWITZERLAND. INCLUDE A BRIEF NOTE EXPLAINING WHAT IS WRONG. BE SURE TO PRINT YOUR NAME AND ADDRESS CLEARLY. ENCLOSE A CHECK OR MONEY ORDER FOR USD4.00, HKD40, ¥1000 OR £2.50 TO COVER THE COST OF RETURN POSTAGE AND HANDLING. ALSO, PROOF OF PURCHASE AND DATE OF PURCHASE MUST ACCOMPANY ANY RETURN. IF THE WARRANTY PERIOD HAS EXPIRED WE WILL EXAMINE YOUR WATCH AND NOTIFY YOU OF THE REPAIR CHARGES BEFORE PROCEEDING.