

CITIZEN QUARTZ DIVER'S WATCH

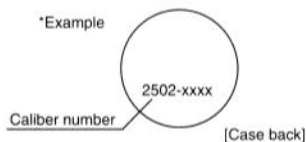
Model No. BK3XX
Caliber No. 2502, 2512

Model No. EMXXX
Caliber No.
5502, 5503, 5512, 6008, 6018

CTZ-B8022

A. BEFORE USING

Confirm the caliber number of your watch by the stamp on its case back. This instruction manual explains how to use Calibers 2502, 2512, 5502, 5503, 5512, 6008 and 6018.



B. SPECIAL FEATURES OF YOUR WATCH

This instruction book is written for the 200m water resistant diver's watch (Caliber 2502, 2512, 5502, 5512, 6008, 6018) and 800m water resistant professional diver's watch (Caliber 5503)

These watches have the following special features.

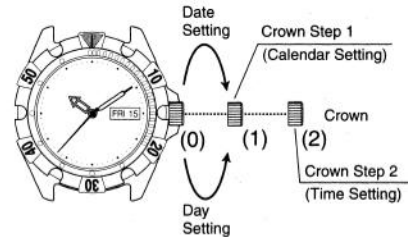
1. The register ring which is very important for checking diving time, has the added function that prevents it from being rotated in the counterclockwise direction to make it much safer. A register-ring that cannot be turned in the counterclockwise direction.
2. The screwlock type crown with double O-ring. The crown is a screwlock type which uses a double O-ring type with 3 water resistant packings to improve airtightness and water resistance.
3. The "No decompression limits table" imprinted on the wristband (there are some models without this table) to enable divers to dive safely. The "No decompression limits table" is indicated on the wristband to enable divers to dive safely.
4. Helium gas insulation for professional diver's watch (Caliber 5503).

The ability to withstand the pressures of saturated diving using helium gas has been increased.

By using a strong hard screw type fixed glass ring, the watch is safe even on the off chance that the helium gas penetrates the seals.

* The specification of each Caliber, can be found in section "1. Specifications".

C. SETTING THE WATCH



According to the model, the crown may be positioned differently from the illustrations shown, however the operation is the same. So please use this instruction booklet a corresponding way.

* The crown of this watch is of screwlock type and must first be turned counterclockwise to loosen it.

* Do not operate the crown in water or while the watch is wet.

1. Setting the Time

- a. To stop the second hand, wait until second hand is on "0" sec, then pull out crown to position (2).
- b. Turn the crown to set the minute/hour hands to the desired time.
- c. To start the second hand, push the crown back to position (0).

2. Setting the calendar

- a. Pull out the crown to position (1).
- b. Turn the crown clockwise until the desired day of the week appears. Turn the crown to counterclockwise until the desired date appears.

* Do not set the date and day between 9:00pm and 4:00am otherwise the date and day may not change properly.

After the time and calendar have been set, be sure to push the crown to the position (0) and lock it by screwing.

D. HOW TO USE THE REGISTER-RING

The register-ring is a convenient way to keep track of diving time, permitting the indication of the elapsed and remaining times.

- * Turn the register-ring counterclockwise, while pushing it. It is locked under normal conditions to prevent free rotation, and cannot be turned in the reverse direction for safety reasons.
- * Determination of elapsed time: Preset the mark on the register-ring to the minute hand, and the elapsed time can be shown by the register-ring scale.
- * Determination of remaining time: Preset the mark on the register ring to a certain required time, and the remaining time can be read with the ring scale.



Elapsed time

Elapsed time: shows that 10 minutes have passed since 9:10



Remaining time

Remaining time: shows that 20 minutes remain until 9:25

- Clouding of glass
Since there is some moisture in a watch, if outside temperature is lower than inside the watch, the glass may get fogged. If the fog clears soon, it is not a problem. If it does not clear soon, however, have it checked immediately.

2. Protective Packings

- Packings incorporated in this watch (for its caseback, crown and glass) prevent entering of water, dust and other foreign matters into the watch to protect its functions. Periodical replacement of these packings (every 2 years approximately) is recommended since they may become subject to brittleness and/or their elasticity may decrease after long time use.
- ## 3. Use for diving
- Be sure to check the following points when you use this watch for diving.
- Before diving**
 - Isn't it a time to replace the power cell?
 - The time has been properly set.
 - The crown is properly in lock position.
 - The register-ring properly rotates counterclockwise. It does not rotate clockwise (never force to rotate it at this time).
 - There are no scratches in the wrist band and no cracks nor chipped portions in the glass of the watch. Also, the wrist band should be fastened tightly to the watch case.
 - While diving**
 - Never operate the crown in water.
 - Be careful not to hit the watch against a rock or equipment.
 - After diving**
 - Wash the watch with fresh water to prevent rust formation due to sea water.
 - Wipe off water droplets adhering to the watch after washing.

Watch Band

- If the watch band shows cracks, replace it with a new band.
- When replacing the watch band, also replace the spring bars connecting the watch and band.

Temperature

Avoid exposing the watch to direct sunlight or leaving it in extremely hot or cold locations for a long period of time.

- This will cause malfunctioning and shorten the life of the battery.
- This may cause your watch to gain or lose time and affect its other functions.

Shock

- This watch will withstand the bumps and jars normally occurred in daily use and while playing such non-contact sports as golf and catchball.
- Dropping the watch on the floor or otherwise imparting severe shock to it may cause malfunctioning or damage.

Magnetic Fields

This watch is antimagnetic up to 60 gauss and not affected by the magnetic fields produced by ordinary household electric appliances. If used in the immediate vicinity of strong magnetism, however, the watch's functions may temporarily be affected.

Static Electricity

The integrated circuits use in the watch are sensitive to static electricity. If exposed to intense static electricity, the watch's display may lose its accuracy.

Chemicals and Gases

Avoid wearing the watch in the presence of strong chemicals or gases. If the watch comes in contact with such solvents as thinner and benzine or products containing materials such as gasoline, polish detergent or adhesive, its components may discolour, dissolve, or crack. Be especially careful to avoid chemicals. The watchcase or band may discolour if they come in contact with mercury from a broken thermometer or other equipment.

Natural Light

The luminous paint used for this watch emits no hazardous radiation at all, and is not harmful to human beings or to the environment.

It emits light stored during exposure to daylight or artificial light. (For example: if you place the watch under 500-lux light source, such as an ordinary desk lamp, for more than 10 minutes, it will emit light for about three to five hours). However, the brightness of the light will diminish as the watch remains in darkness. In addition, depending on the brightness of the daytime light source and the distance between the watch and the light source, the length of time the watch emits light will vary. Note that if the light stored in the watch is insufficient, the watch may not emit much light or will lose brightness quickly. If you will be using the watch underwater, be sure it is sufficiently exposed to light beforehand, or use a watch with an underwater light.

Safekeeping

If you do not use the watch for an extended period of time, wipe off perspiration, soil and moisture thoroughly and keep it in a place not exposed to extremely high or low temperatures or high humidity. Don't leave a dead battery in the watch for a long time and be sure to replace it with a new one. If the battery fluid leaks out, it may damage movement components.

Keep Your Watch Clean

Wipe off soil and moisture from the glass with a soft, absorbent cloth. If you wear the watch when the back side of the case and the watchband is soiled, they may cause a skin rash as they come in direct contact with your skin. Keep your watch clean also to avoid staining of cuffs.

How to clean the watchband:

- Metal band
Wash soiled parts with a toothbrush in mild, soapy water.
- Plastic or rubber band
Wash in water. Do not use solvent.
- Leather band
Rub lightly on the front side with a soft, dry cloth. Use a cloth moisturized with alcohol to clean the under side.

G. BATTERY REPLACEMENT

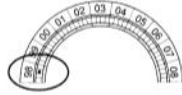
1. Life of Initial Battery

The battery installed in the watch before your purchase has been used for monitoring the watch's functions and performance. Please note that its life may run out before the span of 3 years (6008, 6018)/5 years (2502, 2512, 5502, 5503, 5512).

2. Battery Life Indicator

(2502/2512/5502/5503/5512/6018)

When the battery is nearly dead, the second hand starts moving in two second increments.



- ### 3. If your watch has the "next date the battery should be changed" stamped on the back, we recommend that you change the battery before this date.

- ### 4. Battery replacement of the professional diver's watch (Caliber 5503).
- This watch's battery needs to be replaced at the Citizen Service Centre only.
 - The Service Centre will check water resistance and replace packings if necessary at the time of battery replacement.
 - If a dead battery is left in the watch, it may cause malfunctioning or damage due to fluid leakage.
 - If you are planning to use this watch for a long period of time in a foreign country, we recommend that you have the battery replaced before you leave.
 - **Be sure to keep the battery out of reach of children. If the battery is accidentally swallowed by a child, take him or her immediately to a doctor.**

H. AFTER SALES SERVICE OF PROFESSIONAL DIVERS WATCH

A high water resistant watch such as professional diver's watch needs to have various inspections to keep its water resistance. Accordingly, if a watch of this kind needs any repair, including replacement of its battery, ask CITIZEN SERVICE CENTRE directly or through a watch dealer.

I. SPECIFICATIONS

Caliber number	2502	2512	5502	5503	5512	6008	6018	
Time accuracy (at 5°C ~ 35°C/41°F ~ 95°F)	±15 seconds per month	±15 seconds per month	±20 seconds per month	±15 seconds per month	±20 seconds per month	±20 seconds per month	±15 seconds per month	
Effective temperature range	-10°C ~ +60°C 14°F ~ 140°F)							
Additional features	Calendar (quick-advance feature)	Day and Date	Date	Day and Date	Day and Date	Date	Day and Date	Date
	Battery life indicator	with	with	with	with	with	without	with
Battery	Parts number	280-31	280-31	280-31	280-31	280-31	280-34	280-34
	Code number	SR920SW					SR621SW	SR621SW
	Battery life	Approximately 5 years					Approximately 3 years	
Water resistance	For diving 200m	For diving 200m	For diving 200m	For professional diving 800m	For diving 200m	For diving 200m	For diving 200m	