



CAMPANOLA

INSTRUCTION MANUAL

取扱説明書

Global Art Collection Y392

BEFORE USING THIS WATCH

Band adjustment

We recommend seeking the assistance of an experienced watch technician for sizing of your watch. If adjustment is not done correctly, the bracelet may unexpectedly become detached leading to loss of your watch or injury. Consult the shop where you purchased the watch. In the event that you have moved or have received your watch as a gift, and after-sales-support of the retailer is not available, please consult the authorized service center.

Protective stickers

Be sure to remove any protective stickers that may be on your watch (case back, band, clasp, etc.). Otherwise, perspiration or moisture may enter the gaps between the protective stickers and the parts, which may result in a skin rash and/or corrosion of the metal parts.

ABOUT MECHANICAL WATCHES

The accuracy of a mechanical watch in this instruction manual is static accuracy. Accuracy of a mechanical watch may not be kept within a normal accuracy range due to using conditions such as below.

Winding amount of the mainspring

A mechanical watch keeps its accuracy best when its mainspring is sufficiently wound.

Posture of the watch

Accuracy of a mechanical watch varies affected by gravity. The accuracy varies as the result that the watch may take various attitude while worn and gravitate to a different direction every moment.

Temperature

Metal parts are used for the part for keeping accuracy in a mechanical watch. The accuracy varies affected by their thermal expansion and contraction and change of physical characteristics of a spring owing to temperature variation.

Magnetism

The mechanical watch may be magnetized once it is placed near magnetism. Magnetism remains in the watch even after it is distanced from the source of magnetism and may degrade the watch accuracy. In that case, the watch needs to be repaired. Please beware not to place your watch near magnetism.

Smartphone / Television / Portable music player / Audio speaker / Headphone / Notebook PC
Magnetic health device / Coded electric shaver / Handbag clasp / Refrigerator door (magnetic) etc.

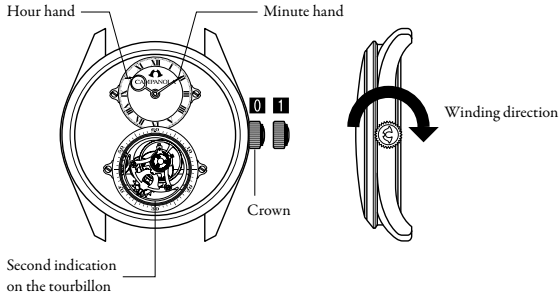
* The watch is strongly affected by magnetism when they are in close contact; however, when the watch is distant around 5cm away from the source of magnetism, it is almost not affected by it at all.

Impact and others

Accuracy of a mechanical watch is owing to evenness of rotation of the balance. Strong shocks and continuous shocks strongly affect movement of the balance and give very bad effect to accuracy of it. Strong shocks may even deform or break the balance. Take care not to drop the watch and not to play sports which may give strong shocks to your wrist such as golf or tennis.

OPERATION PROCEDURE

Parts and names



Specifications

Model : Cal. Y392

Type : Manual winding mechanical watch

Number of jewels : 29

Timekeeping Accuracy : -4 seconds to +20 seconds per day (static accuracy)

Time display : hour and minute, and the second indication on the tourbillon

Rough indication of maximum run time : about 90 hours (when fully wound)

Beats : 21,600 times per hour (6 beats)

Note

Accuracy was measured statically. As the characteristics of the mechanical watch, its accuracy may be affected by actual usage conditions (continuous wearing time, watch orientation, arm movement, winding condition of the main spring, etc.) and may be deteriorated more than the stated daily accuracy. Maximum run time stated is a rough indication.

Winding the mainspring

This watch is a mechanical watch driven by mainspring.

1. Push the crown in to position **0**.
2. Rotate the crown to wind the mainspring.
 - The movement can be wound by turning the crown to the right when it is in position **0**.
 - Turn the crown slowly to minimize the bad effects on the watch parts.
 - When the movement is fully wound, the crown will not be turned to the right anymore. If you try to further turn the crown, watch parts may be damaged.
 - To keep the watch accuracy, it is recommended to wind the movement every day.

Adjusting the time

1. Pull the crown out to position **1**.
2. Rotate the crown to adjust the time.
3. Push the crown in to position **0** to finish the procedure



Maintenance

Mechanical watches may become inaccurate due to insufficient lubrication or worn parts. Have the watch disassembled and cleaned (overhaul) every 2-3 years (charge basis). It may be difficult to restore the watch from degradation after long-term use to its initial performance even after repairs.



HANDLING PRECAUTIONS

This leaflet contains instructions that should be strictly followed at all times not only for optimal use, but to prevent any injuries to yourself, other persons or property. We encourage you to read the entire leaflet and understand the meaning of the following symbols:

○ Safety advisories are categorized and depicted in this leaflet as follows:

 WARNING	Can cause serious injury or death
 CAUTION	Can or will cause minor or moderate injury or damage

○ Important instructions are categorized and depicted in this manual as follows:
(Following symbols are examples of Pictograms.)

	Warning (caution) symbol followed by prohibited matters.
	Warning (caution) symbol followed by instructions that should be followed or precautions that should be observed.

WARNING

- Confirm water resistance performance of the watch and avoid to use it in environments beyond its performance.

Water resistance performance is indicated on the case back and/or the dial of the watch.

Water resistance indication	Usage
WATER RESIST (W.R.)	Splash and rain

- Do not use watches other than those specified for diving for scuba or saturation diving.

CAUTION

- Do not use or keep the watch in a place of extremely high or low temperature. Especially, environment with high temperature as follows may cause damage and/or malfunction of the watch:
 - In a sauna, near a halogen lamp (within 50 cm (20 inches)), on the dashboard of a car.
- Take off the watch when you do hard exercise or physical work.
- Do not operate the crown when the watch is wet.
- Do not contact the watch with or bring it near the things below:
 - Chemicals (gasoline, nail-polish remover, cresol, bathroom cleaners, adhesives, water repellent), magnetism (magnets, speakers), static electricity.
- Do not apply strong shock to the watch.
- Keep the watch clean.