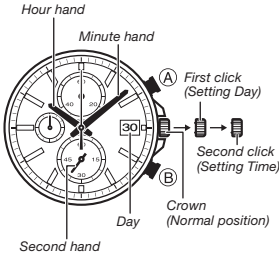


# Operation Guide 5267

CASIO®

- Your watch may differ somewhat from the one shown in the illustration.



**To set the time**

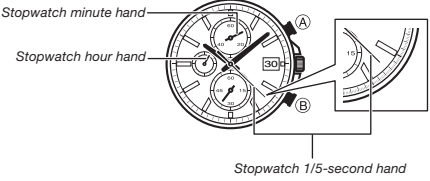
- Pull the crown out to the second click when the second hand is at 12 o'clock position and the second hand stops.
- Set the hands by rotating the crown. Rotate the crown to move the hands clockwise. Move the minute hand four or five minutes past the time you want to set, and then back it up to the proper setting.
  - Carefully set the time, making sure to distinguish between AM and PM.
- Push the crown back in to the normal position.

**To set the day**

- Pull the crown out to the first click.
- Set the day by rotating the crown.
- Push the crown back in to the normal position.

- Avoid changing the date setting while the current time is between 9:00 p.m. and 3:00 a.m.

**Using the Stopwatch**



The stopwatch lets you measure elapsed time up to 11 hours, 59 minutes, 59.80 seconds.

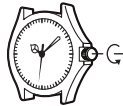
**To measure elapsed times with the stopwatch**

Start (A) → Stop (A) → Re-start (A) → Stop (A) → Clear (B)

- For a watch with an elapsed time bezel
  - Rotate the elapsed time bezel to align the  $\nabla$  mark with the minute hand.
  - After certain amount of time elapsed, read the graduation on the elapsed time bezel which the minute hand points to.
  - The elapsed time is indicated.



- Some water resistant models are equipped with a screw lock crown.
- With such models, you must unscrew the crown in the direction noted in the illustration to loosen it before you can pull it out. Do not pull too forcibly on such crowns.
- Also note that such watches are not water resistant while their crowns are loosened. Be sure to screw the crowns back in as far as they will go after making any setting.



## Specifications

**Accuracy at normal temperature:**  $\pm 20$  seconds a month

**Display:** 3 analog hands (timekeeping hour and minutes, stopwatch 1/5-second), 3 dials (timekeeping seconds, stopwatch hours and minutes), Day indicator

**Stopwatch function:** Measuring capacity: 11:59'59.80"  
Measuring unit: 1/5-second  
Measuring mode: Elapsed time

**Battery:** One silver oxide battery (Type: SR936SW)  
Approximately 3 years on type SR936SW (assuming one stopwatch operation 60 min./day)