



ManualsLib.com

用法說明

頁

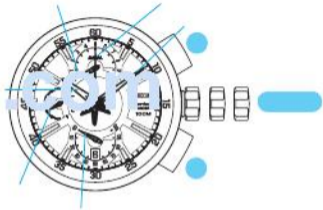
ManualsLib.com

閣下現在已經擁有一隻，機件編號為 _____ 的精工牌指針式石英錶。在使用您的精工牌指針式石英錶以前，務請注意閱讀這本小冊子中的各項說明，並請將手冊妥加保管，以便隨時參考。

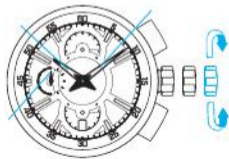



SEIKO

ManualsLib.com

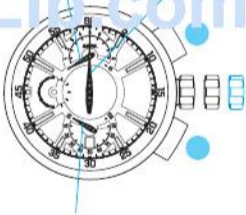


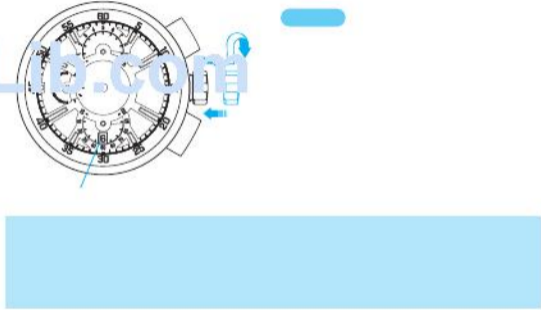

ManualsLib.com





ManualsLib.com



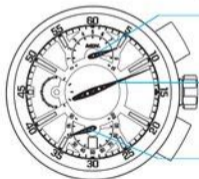


STOPWATCH

- The measured time can be read up to 109 minutes 59.8 seconds in 1/5-second increments.
- When the measurement reaches 300 minutes (5 hours), the stopwatch automatically stops counting.
- Split time measurement is possible.

<How to read the stopwatch hands>

The measured time is indicated by the three stopwatch hands below.



[28 minutes 11.4 seconds]

STOPWATCH 1-minute hand
(Measured minute until 10 minutes
can be read in 1-minute incre-
ments.)

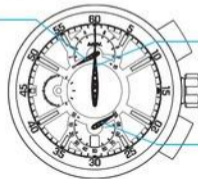
STOPWATCH 1/5-second hand

STOPWATCH 10-minute hand
(Measured minute can be read in
10-minute increments.)

<Remarks on the STOPWATCH 1-minute hand and STOPWATCH 10-minute hand>

- When the STOPWATCH 1-minute hand reaches the 10-minute graduation, it instantaneously returns to the 0-minute position. At the same time, the STOPWATCH 10-minute hand advances to the next graduation.
- When the measurement reaches 110 minutes (or 210 minutes), the STOPWATCH 10-minute hand instantaneously returns to the 10-minute position.
- When the measurement reaches 300 minutes (5 hours), the stopwatch automatically stops counting. The final position of the STOPWATCH hands, after completing 300 minutes (5 hours) of counting, is illustrated below. Before starting to use the stopwatch again, make sure to reset the stopwatch by pressing Button B.

STOPWATCH 1-minute
hand




STOPWATCH 1/5-second
hand


STOPWATCH 10-minute
hand

ManualsLib.com



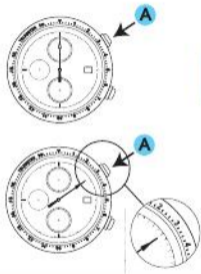
ManualsLib.com





ManualsLib.com



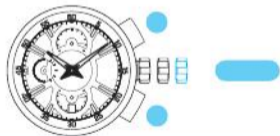


■ 
ManualsLib.com

■
■



ManualsLib.com



ManualsLib.com