


CITIZEN®



Eco-Drive®









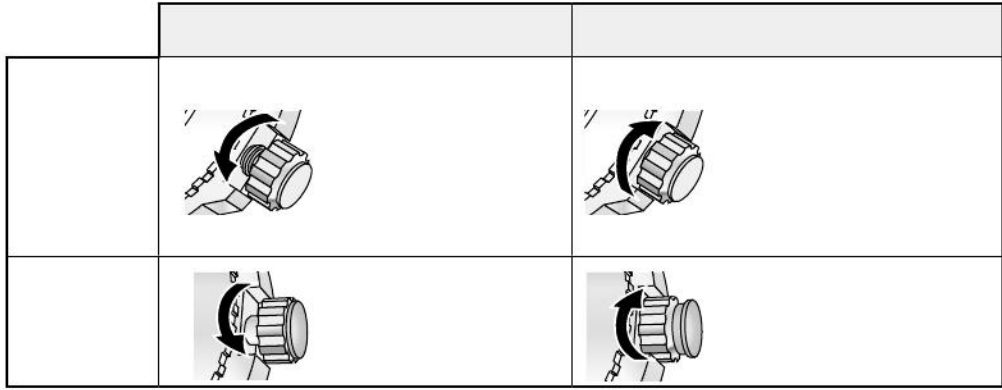


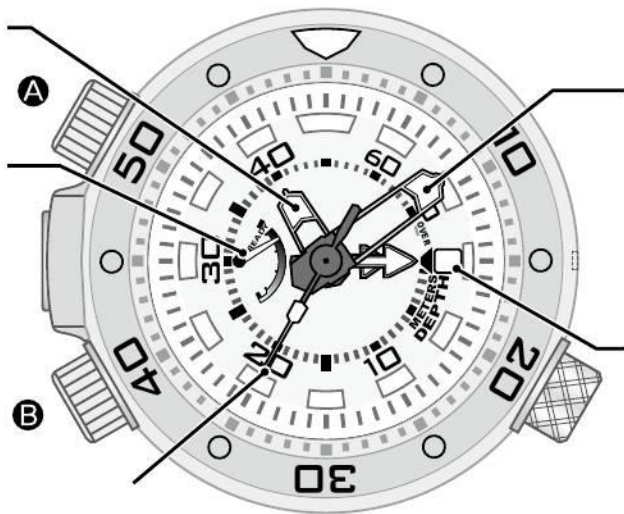


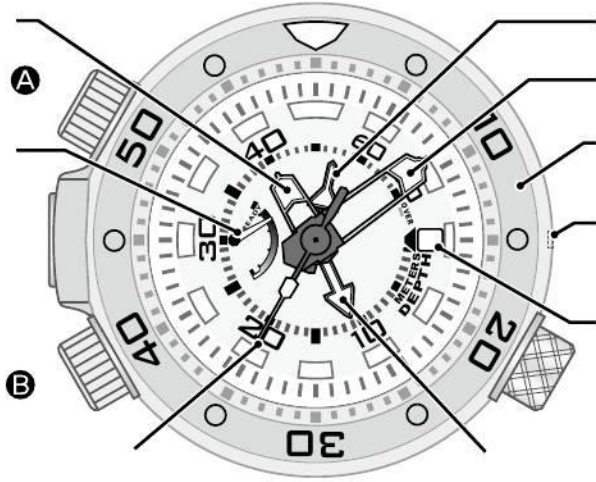



I

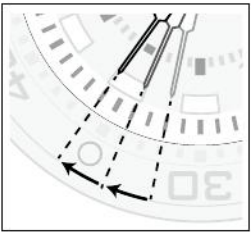
I



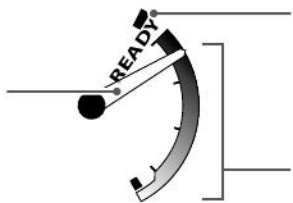




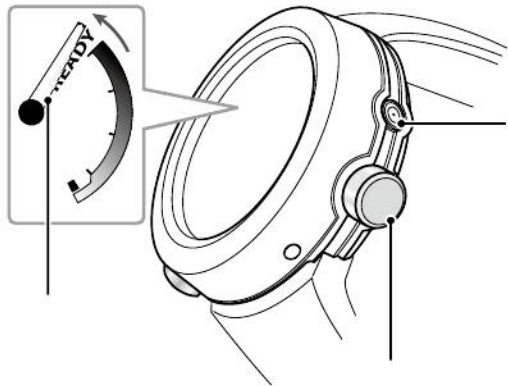






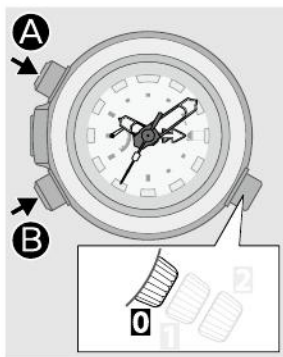












0


B

A

B

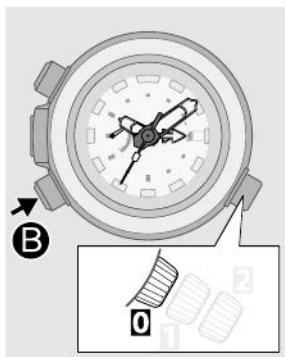


A





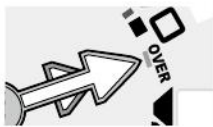




0

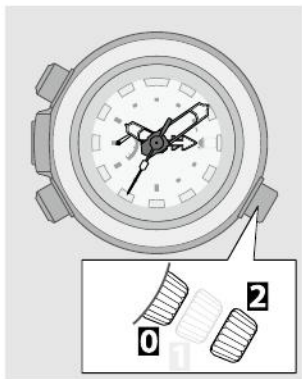
B

B



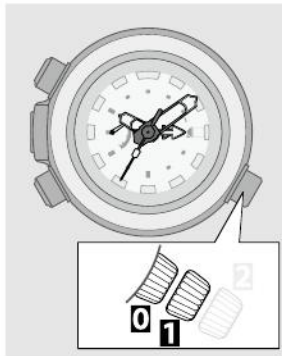


A

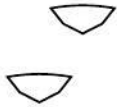


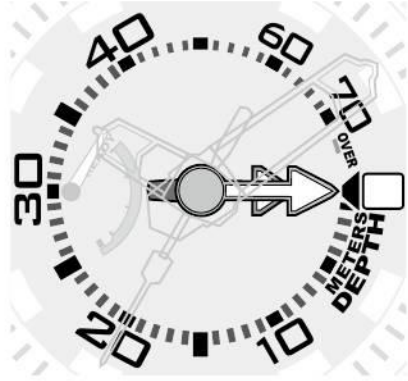
2

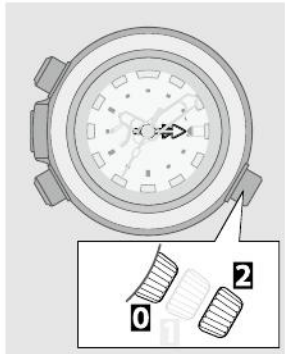
0

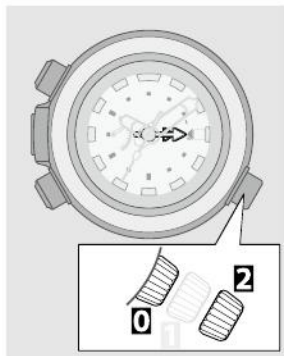
**1****0**



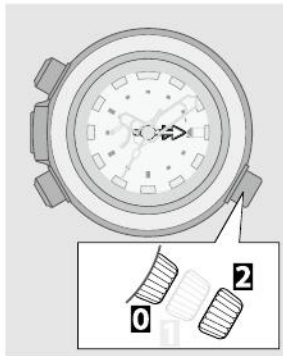


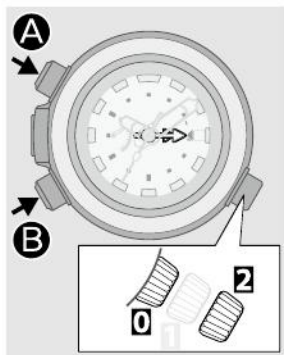


**2**



0

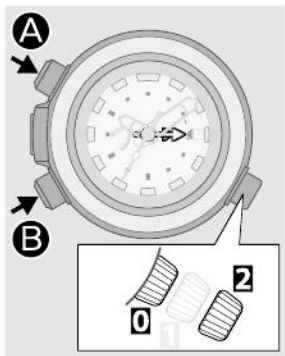
**2**



B

A

A




B


0

B


A

A




		
	A	






	0	

	A	



	0	
	0	

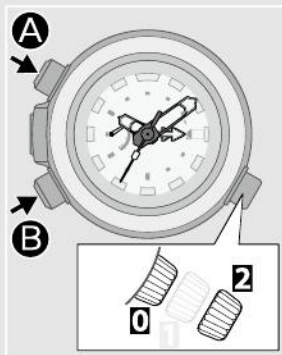




2

A

B



- For optimal performance, your watch should remain fully charged.
- Long sleeves may inhibit light transmission to your watch. This may result in your watch losing charge. In these cases supplemental charging may be necessary.
- When you take off the watch, place it in a bright location to ensure optimal performance.



- Do not charge the watch at a high temperature (about 60 °C (140 °F) or higher) as doing so may cause the movement to malfunction.
- Charging the watch too close to a light source which generates a large amount of heat such as an incandescent lamp or halogen lamp.
 - * When charging under an incandescent lamp, be sure to leave 50 cm (20 inches) or more between the lamp and the watch to avoid exposing the watch to excessive heat.
- Charging the watch in a location where the temperature may become extremely high such as on the dashboard of a vehicle.



-
- This watch utilizes a special rechargeable cell that does not require periodical replacement. However power consumption may increase after using the watch for a number of years due to wear of internal components and deterioration of oils. This may cause stored power to be depleted at a faster rate.



- The rechargeable cell should never be removed from the watch.
If for any reason it becomes necessary to remove the rechargeable cell from the watch, keep out of the reach of children to prevent accidental swallowing.
If the rechargeable cell is accidentally swallowed, consult a doctor immediately.
- Do not dispose of the rechargeable cell with ordinary garbage. Please follow the instructions of your municipality regarding collection of batteries to prevent the risk of fire or environmental contamination.



- Never use a battery other than the rechargeable cell specified for use in this watch. Although the watch structure is designed so that it will not operate when another type of battery is installed, if a conventional watch battery or other type of battery is installed in the watch and the watch is recharged, there is the risk of overcharging which may cause the battery to rupture.
This can cause damage to the watch and injury to the wearer.
When replacing the rechargeable cell, always make sure to use the designated rechargeable cell.




















CE

