
ManualsLib.com

ManualsLib.com



閣下現在已擁有一隻，機件編號為ST82的精工牌指針式石英錶。在使用您的精工牌指針式石英錶以前，務請注意閱讀這本小冊子中的各項說明，並請將手冊妥加保管，以便隨時參考。

SEIKO CAL. 5T82

FEATURES

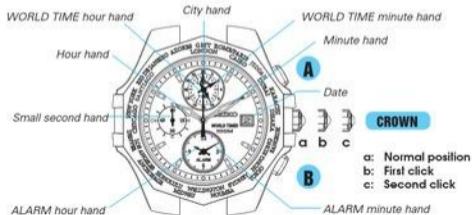
■ TIME/CALENDAR

■ WORLD TIME

The time in different time zones throughout the world is displayed in the 24-hour indication by 2 small hands.

■ SINGLE-TIME ALARM

Can be set to ring only once at a designated time within the coming 12 hours.



SCREW LOCK TYPE CROWN

- Some models have the screw lock type crown, which can be locked by the screw when it is not necessary to be operated.
- Locking the crown will prevent operating errors.
- Unscrew the crown before any crown operation. When the operation is over, screw the crown in to lock.

■ HOW TO OPERATE THE SCREW LOCK TYPE CROWN

If your watch has a screw lock type crown, unscrew it before any crown operation.

- ◆ Always keep the crown locked unless it is necessary for operating the crown.

[To unscrew the crown]

Turn the crown counterclockwise (downward) to unscrew it. The crown is unlocked and can be operated.



The crown can be pulled out.

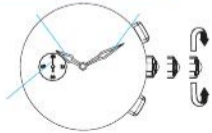
[To screw the crown in]

Upon completion of the crown operation, screw the crown in completely until it stops by turning it clockwise (upward) while gently pressing it back into the original position.

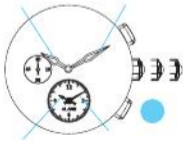
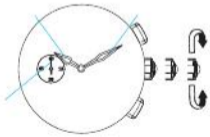


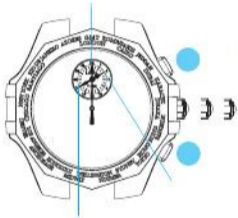
Turn the crown while pressing it back in.

ManualsLib.com



ManualsLib.com





-
-
-
-
-

[Redacted]

[Redacted]

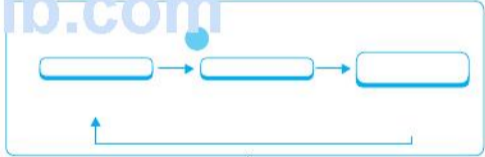
[Redacted]

[Redacted]

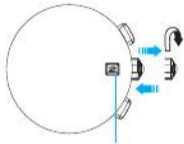
[Redacted]

ManualsLib.com

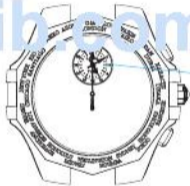
[Redacted]



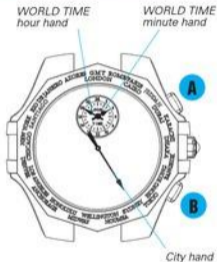
[Redacted]



ManualsLib.com



HOW TO USE WORLD TIME FUNCTION



- A** OR **B** Press repeatedly to set the city hand to the city on the bezel whose time you wish to know.
- The city hand turns clockwise or counterclockwise by pressing Button A or B respectively.
 - It moves quickly if the respective button is kept pressed.
- The WORLD TIME hour and minute hands move automatically to indicate the time of the selected city in the 24-hour indication.

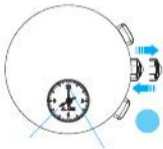
The initial adjustment of the WORLD TIME hands should be performed at the same time as the city hand setting. If the WORLD TIME hands are not correctly set, the precise time of the selected city will not be displayed.

- In some products, the arrow marks are printed below the names of cities where daylight saving time is adopted.

To display the local time of one of these cities during the period when daylight saving time is effective, set the city hand to the position where the arrow mark is pointing.

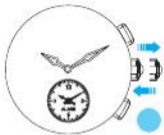


The daylight saving time may change in some areas or countries when they are so decided by the countries concerned.



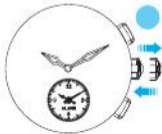
ManualsLib.com





3
Years

ManualsLib.com





ManualsLib.com