


You are now the proud owner of a SEIKO Analogue Quartz Watch Cal. 5Y66/5Y67. For best results, please read the instructions in this booklet carefully before using your SEIKO Analogue Quartz Watch. Please keep this manual handy for ready reference.

Usted es ahora un honrado poseedor del reloj SEIKO analógico de cuarzo Cal. 5Y66/5Y67. Para obtener de él los mejores resultados, lea las instrucciones del presente folleto con cuidado antes del uso de su reloj SEIKO analógico de cuarzo. Guarde este manual para fácil referencia.

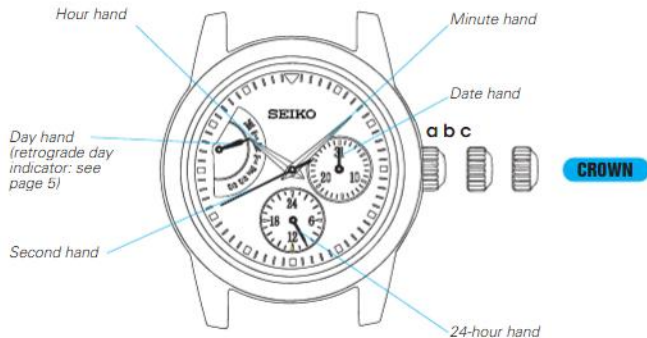


CONTENTS

	Page
DAY AND TIME SETTING	5
DATE SETTING	6
BATTERY CHANGE	7
SPECIFICATIONS	8

▢ *For the care of your watch, see "TO PRESERVE THE QUALITY OF YOUR WATCH" in the attached Worldwide Guarantee and Instruction Booklet.*

SEIKO CAL. 5Y66, 5Y67



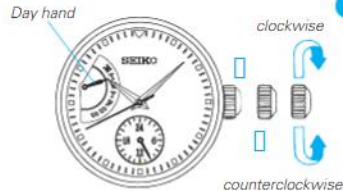
a: Normal position

b: First click

c: Second click

*Orientation of the retrograde display may vary depending on the model.

DAY AND TIME SETTING



CROWN

Pull out to second click when Second hand is at the 12 o'clock position.

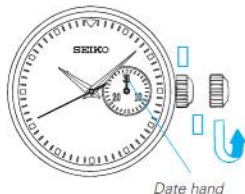
Turn clockwise to advance Hour and Minute hands until Day hand is set to the desired day of the week.

Turn to set the time.

Push back completely in accordance with a time signal.

- To advance the day hand quickly, turn back the hour and minute hands 4 to 5 hours beyond the point the day changes (between 11:00 p.m. and 4:00 a.m.), and then advance them again until the day hand is set to the next.
* The day hand will not move back by turning the crown counterclockwise.
- After the day hand reaches the last day of the week, turn the crown clockwise and the hand will return to the first day of the week (retrograde day indicator).
- When adjusting the day hand, turn the crown slowly.
- The 24-hour hand moves correspondingly with the hour hand.
- When setting the hour hand, check that the 24-hour hand is correctly set.
- When setting the minute hand, advance it 4 to 5 minutes ahead of the desired time and then turn it back to the exact time.

DATE SETTING



CROWN

Pull out to first click.

Turn counterclockwise to set Date hand to the desired date.

Push in.

1. Do not set the date hand between 9:00 p.m. and 1:00 a.m. Otherwise, it may not turn properly.
2. While setting the date hand, check that it moves properly in one-day increments.
3. It is necessary to adjust the date on the first day after a 30-day month and February.

BATTERY CHANGE

3
Years

The miniature battery which powers your watch should last approximately **3 years**. However, because the battery is inserted at the factory to check the function and performance of the watch, its actual life once in your possession may be less than the specified period. When the battery expires, be sure to replace it as soon as possible to prevent any malfunction. For battery replacement, we recommend that you contact an AUTHORIZED SEIKO DEALER and request **SEIKO SR920SW** battery.

⚠ WARNING

- Do not remove the battery from the watch.
- If it is necessary to take out the battery, keep it out of the reach of children. If a child swallows it, consult a doctor immediately.

⚠ CAUTION

- Never short-circuit, heat or otherwise tamper with the battery, and never expose it to fire. The battery may burst, become very hot or catch fire.
- The battery is not rechargeable. Never attempt to recharge it, as this may cause battery leakage or damage to the battery.

SPECIFICATIONS

- | | | |
|---|---------------------------------------|--|
| 1 | Frequency of crystal oscillator | 32,768 Hz (Hz = Hertz ... Cycles per second) |
| 2 | Loss/gain (Monthly rate) | Less than 20 seconds when used on the wrist within normal temperature range (5°C ~ 35°C) (41°F ~ 95°F) |
| 3 | Operational temperature range | -5°C ~ +50°C (23°F ~ 122°F) |
| 4 | Driving system | Step motor |
| 5 | Display system | |
| | Time | 24-hour, hour, minute and second hands |
| | Day | Indicated by day hand |
| | Date | Indicated by date hand |
| 6 | Battery | SEIKO SR920SW, 1 piece |
| 7 | IC (Integrated Circuit) | C-MOS-IC, 1 piece |

* The specifications are subject to change without prior notice for product improvement.