

Congratulations upon your selection of this CASIO watch.

**Important!**

- This manual provides a brief overview of your watch.

E-1

For a full Operation Guide and Q&A information about this product, go to the website below.  
<https://world.casio.com/manual/wat/>



**Contents**

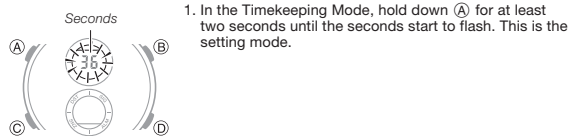
Configuring Home City, Time and Date Settings..... E-4  
 Mode Selection and Operations ..... E-7  
 Specifications..... E-13

E-2

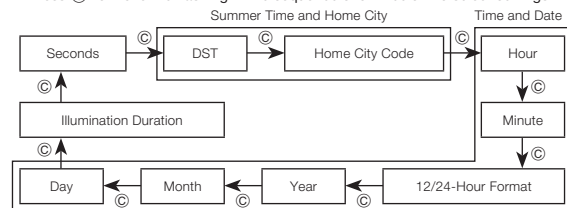
E-3

**Configuring Home City, Time and Date Settings**

- Configure Home City and summer time settings first. After that, configure time and date settings.



2. Press (C) to move the flashing in the sequence shown below to select settings.



E-4

E-5

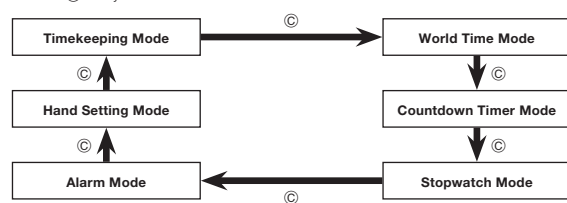
3. Use (B) and (D) to change the selected setting.

Screen	To do this:	Do this:
36	Reset the seconds to 00	Press (D).
OF	Toggle between Daylight Saving Time (ON) and Standard Time (OF)	Press (D).
TYO	Change the city code	Use (D) (East) and (B) (West).
10:00	Change the hour or minute	Use (D) (+) and (B) (-).
12H	Toggle between 12-hour (12H) and 24-hour (24H) timekeeping	Press (D).
2019 6-30	Change the year, month, or day	Use (D) (+) and (B) (-).

4. Press (A) to exit the setting mode.

**Mode Selection and Operations**

- Press (C) to cycle between modes.



E-6

E-7

**Timekeeping Mode**



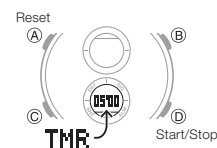
- (D): Changes display contents. Day of the week → Month, day → Hour, minute

**World Time Mode**



- Holding down (A) for at least two seconds toggle summer time (DST) on and off. Scrolls the selected city.

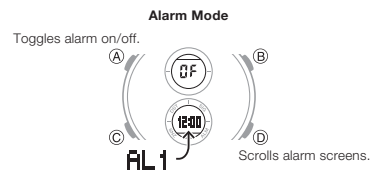
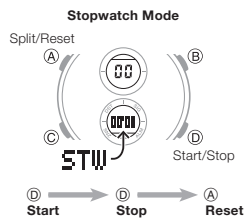
**Countdown Timer Mode**



- (A) (two seconds while start time displayed): Enters start time setting mode.
- (C): Moves between settings. Start time (minutes) → Auto-repeat (on/off) → Progress beeper (five minutes to end)
- (B), (D): Change selected setting.
- (D): Auto-repeat, progress beeper on/off.
- (A): Exits setting mode.

E-8

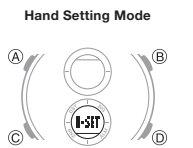
E-9



- (A) (two seconds): Enters alarm time setting mode.
- (C): Selects hour or minutes.
- (B), (D): Change selected setting.
- (A): Exits setting mode.

E-10

E-11



- (A) (two seconds): Enters analog hand setting mode.
- (B): Advances minute hand 20 seconds.
- (C) (while holding down (D)): Locks high-speed hand movement.
- (A): Exits analog hand setting mode.

**Light**

- (B) Illuminates face.

## Specifications

- Accuracy at normal temperature:** ±30 seconds a month
- Digital Timekeeping:** Hour, minutes, seconds, p.m. (P), month, day, day of the week
- Time format: 12-hour and 24-hour
- Calendar system: Full Auto-calendar pre-programmed from the year 2000 to 2039
- Other: 3 screen formats (Day of the Week, Month - Day, Hour : Minutes); Home City code (can be assigned one of 27 city codes); Standard Time/Daylight Saving Time (summer time)
- Analog Timekeeping:** Hour, minutes (hand moves every 20 seconds)
- World Time:** 27 cities (29 time zones)
- Other: Daylight Saving Time/Standard Time
- Stopwatch:**
  - Measuring unit: 1/100 second
  - Measuring capacity: 59'59.99"
  - Measuring modes: Elapsed time, split time, two finishes

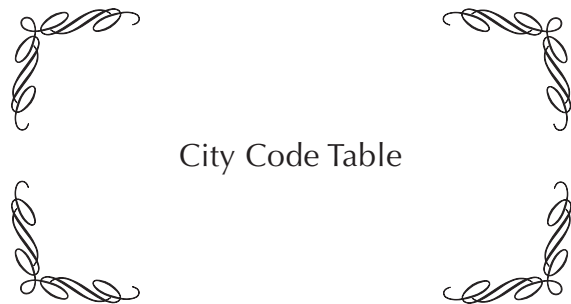
E-12

E-13

- Countdown Timer:**
- Measuring unit: 1 second
  - Countdown range: 60 minutes
  - Countdown start time setting range: 1 to 60 minutes (1-minute increments)
  - Repeat Timer/Auto Repeat Timer switching, Alert on/off
- Alarms:** 5 daily alarms (with one snooze alarm); Hourly time signal
- Illumination:** LED (light-emitting diode); selectable illumination duration (approximately 1.5 seconds or 3 seconds)
- Battery:** One lithium battery (Type: CR1220)
- Approximately 3 years on type CR1220 (assuming alarm operation 20 seconds per day and one illumination operation 1.5 seconds per day)

*Frequent use of illumination runs down the battery.*

Specifications are subject to change without notice.



E-14

L-1

## City Code Table

City Code	City	UTC Offset/ GMT Differential
---		-11
HNL	Honolulu	-10
ANC	Anchorage	-9
LAX	Los Angeles	-8
DEN	Denver	-7
CHI	Chicago	-6
NYC	New York	-5
CCS	Caracas	-4
RIO	Rio De Janeiro	-3
---		-2
---		-1
GMT		0
LON	London	
PAR	Paris	+1
CAI	Cairo	+2
JRS	Jerusalem	

L-2

City Code	City	UTC Offset/ GMT Differential
JED	Jeddah	+3
THR	Tehran	+3.5
DXB	Dubai	+4
KBL	Kabul	+4.5
KHI	Karachi	+5
DEL	Delhi	+5.5
DAC	Dhaka	+6
RGN	Yangon	+6.5
BKK	Bangkok	+7
HKG	Hong Kong	+8
TYO	Tokyo	+9
ADL	Adelaide	+9.5
SYD	Sydney	+10
NOU	Noumea	+11
WLG	Wellington	+12

- This table shows the city codes of this watch (As of July 2018).
- The rules governing global times (UTC offset and GMT differential) and summer time are determined by each individual country.

L-3